



High power contactor, TeSys Giga, 3 pole (3NO), AC-3  $\leq 440V$  265A, standard version, 100...250V wide band AC/DC coil

LC1G265KUEN

## Main

Range	TeSys
Range of product	TeSys Giga
Product or component type	Contacteur
Device short name	LC1G
Contacteur application	Power switching Motor control
Utilisation category	AC-1 AC-3 AC-3e AC-4 AC-5a AC-5b AC-6a AC-6b AC-8a AC-8b DC-1 DC-3 DC-5
Poles description	3P
[Ie] rated operational current	385 A (at $<40^\circ C$ ) at $\leq 1000 V$ AC-1 265 A (at $<60^\circ C$ ) at $\leq 440 V$ AC-3
[Uc] control circuit voltage	100...250 V AC 50/60 Hz 100...250 V DC
Control circuit voltage limits	Operational: 0.8 Uc Min...1.1 Uc Max (at $<60^\circ C$ ) Drop-out: 0.1 Uc Max...0.45 Uc Min (at $<60^\circ C$ )

## Complementary

[Uimp] rated impulse withstand voltage	8 kV
Overvoltage category	III
[Ith] conventional free air thermal current	385 A (at $40^\circ C$ )
Rated breaking capacity	2380 A at 440 V
[Icw] rated short-time withstand current	2.2 kA - 10 s 1.23 kA - 30 s 0.95 kA - 1 min 0.62 kA - 3 min 0.48 kA - 10 min
Associated fuse rating	315 A aM at $\leq 440 V$ for motor 250 A aM at $\leq 690 V$ for motor 400 A gG at $\leq 690 V$
Average impedance	0.000144 Ohm
[Ui] rated insulation voltage	1000 V

Power dissipation per pole	20 W AC-1 - lth 385 A 11 W AC-3 - lth 265 A
Compatibility code	LC1G
Pole contact composition	3 NO
Auxiliary contact composition	1 NO + 1 NC
Motor power kW	75 kW at 230 V AC 50/60 Hz (AC-3e) 132 kW at 400 V AC 50/60 Hz (AC-3e) 132 kW at 415 V AC 50/60 Hz (AC-3e) 160 kW at 440 V AC 50/60 Hz (AC-3e) 160 kW at 500 V AC 50/60 Hz (AC-3e) 200 kW at 690 V AC 50/60 Hz (AC-3e) 160 kW at 1000 V AC 50/60 Hz (AC-3e) 75 kW at 230 V AC 50/60 Hz (AC-3) 132 kW at 400 V AC 50/60 Hz (AC-3) 132 kW at 415 V AC 50/60 Hz (AC-3) 160 kW at 440 V AC 50/60 Hz (AC-3) 160 kW at 500 V AC 50/60 Hz (AC-3) 200 kW at 690 V AC 50/60 Hz (AC-3) 160 kW at 1000 V AC 50/60 Hz (AC-3) 75 kW at 230 V AC 50/60 Hz (AC-4) 132 kW at 400 V AC 50/60 Hz (AC-4) 132 kW at 415 V AC 50/60 Hz (AC-4) 150 kW at 440 V AC 50/60 Hz (AC-4) 160 kW at 500 V AC 50/60 Hz (AC-4) 160 kW at 690 V AC 50/60 Hz (AC-4) 160 kW at 1000 V AC 50/60 Hz (AC-4)
Motor power hp	75 hp at 200/208 V 60 Hz 100 hp at 230/240 V 60 Hz 200 hp at 460/480 V 60 Hz 200 hp at 575/600 V 60 Hz
Irms rated making capacity	3320 A at 440 V
Coil technology	Built-in bidirectional peak limiting
Safety reliability level	B10d = 400000 cycles contactor with nominal load conforming to EN/ISO 13849-1 B10d = 3000000 cycles contactor with mechanical load conforming to EN/ISO 13849-1
Mechanical durability	8 Mcycles
inrush power in VA (50/60 Hz, AC)	700 VA
inrush power in W (DC)	645 W
hold-in power consumption in VA (50/60 Hz, AC)	15.0 VA
hold-in power consumption in W (DC)	9.1 W
Operating time	40...70 ms closing 15...50 ms opening
Maximum operating rate	600 cyc/h AC-3 600 cyc/h AC-3e 300 cyc/h AC-1 150 cyc/h AC-4 AC-4
Connections - terminals	Power circuit: bar 2 - busbar cross section: 32 x 10 mm Power circuit: lugs-ring terminals 1 185 mm <sup>2</sup> Power circuit: bolted connection Control circuit: push-in 1 0.25...2.5 mm <sup>2</sup> - cable stiffness: solid stranded without cable end Control circuit: push-in 1 0.25...2.5 mm <sup>2</sup> - cable stiffness: flexible with cable end Control circuit: push-in 2 0.5...1.0 mm <sup>2</sup> with cable end Control circuit: push-in 0.75...2.5 mm <sup>2</sup> - cable stiffness: solid stranded without cable end Control circuit: push-in 0.75...2.5 mm <sup>2</sup> - cable stiffness: flexible with cable end
Connection pitch	45 mm
Mounting support	Plate

<b>Standards</b>	EN/IEC 60947-4-1 EN/IEC 60947-5-1 UL 60947-4-1 CSA C22.2 No 60947-4-1 JIS C8201-4-1 JIS C8201-5-1 IEC 60335-1:Clause 30.2 IEC 60335-2-40:Annex JJ UL 60335-1 UL 60335-2-40:Annex JJ
<b>Product certifications</b>	CB Scheme CCC cULus EAC CE UKCA EU-RO-MR by DNV-GL
<b>Tightening torque</b>	35 N.m
<b>Height</b>	225 mm
<b>Width</b>	140 mm
<b>Depth</b>	226 mm
<b>Net weight</b>	7 kg

## Environment

<b>IP degree of protection</b>	IP2X front face with shrouds conforming to IEC 60529 IP2X front face with shrouds conforming to VDE 0106
<b>Ambient air temperature for operation</b>	-25...60 °C
<b>Ambient air temperature for storage</b>	-60...80 °C
<b>Mechanical robustness</b>	Vibrations 5...300 Hz 2 gn contactor open Vibrations 5...300 Hz 4 gn contactor closed Shocks 10 gn 11 ms contactor open Shocks 15 gn 11 ms contactor closed
<b>Colour</b>	Dark grey
<b>Protective treatment</b>	TH
<b>Permissible ambient air temperature around the device</b>	-40...70 °C at U <sub>c</sub>

## Packing Units

<b>Unit Type of Package 1</b>	PCE
<b>Number of Units in Package 1</b>	1
<b>Package 1 Height</b>	30.000 cm
<b>Package 1 Width</b>	23.000 cm
<b>Package 1 Length</b>	37.000 cm
<b>Package 1 Weight</b>	8.190 kg
<b>Unit Type of Package 2</b>	S06
<b>Number of Units in Package 2</b>	4
<b>Package 2 Height</b>	75.000 cm
<b>Package 2 Width</b>	60.000 cm
<b>Package 2 Length</b>	80.000 cm
<b>Package 2 Weight</b>	39.850 kg

## Contractual warranty

Warranty


18 mois

 **Environmental Data**

Schneider Electric aims to achieve Net Zero status by 2050 through supply chain partnerships, lower impact materials, and circularity via our ongoing "Use Better, Use Longer, Use Again" campaign to extend product lifetimes and recyclability.

[Environmental Data explained >](#)


[How we assess product sustainability >](#)

 **Environmental footprint**

Total lifecycle Carbon footprint 1158

Environmental Disclosure [Product Environmental Profile](#)

**Use Better**

 **Materials and Substances**

Packaging made with recycled cardboard Yes

Packaging without single use plastic No

[EU RoHS Directive](#) Compliant with Exemptions


SCIP Number 6fbdad13-bb7c-47d4-a6d6-d82dd6f54349

REACH Regulation [REACH Declaration](#)

Halogen-free status Halogen free plastic parts product

PVC free Yes

**Use Again**

 **Repack and remanufacture**

End of life manual availability [End of Life Information](#)

Take-back No

WEEE Label  The product must be disposed on European Union markets following specific waste collection and never end up in rubbish bins

## Installation

**Installation Videos**

---

[TeSys Giga - How to install the auxiliary contact block](#)

[TeSys Giga - How to install and remove remote wear diagnosis module](#)

[TeSys Giga - How to install mechanical interlock kit](#)

[TeSys Giga - How to install cable memory kit](#)

[TeSys Giga - How to directly mount LR9G overload relay](#)

[TeSys Giga - How to replace control module](#)

[TeSys Giga - How to replace switching modules](#)

[TeSys Giga - How to assemble reverser solution](#)

[TeSys Giga - How to assemble change-over solution](#)

Offer Marketing Illustration

Product benefits / Features

