



High power contactor, TeSys Giga, 3 pole (3NO), AC-3 $\leq 440V$ 400A, standard version, 100...250V wide band AC/DC coil

LC1G400KUEN

EAN Code: 3606481921987

Price: 1.690,00 EUR

Main

Range	TeSys
Range of product	TeSys Giga
Product or component type	Contacteur
Device short name	LC1G
Contacteur application	Power switching Motor control
Utilisation category	AC-1 AC-3 AC-3e AC-4 AC-5a AC-5b AC-6a AC-6b AC-8a AC-8b DC-1 DC-3 DC-5
Poles description	3P
[Ie] rated operational current	550 A (at $<40^\circ\text{C}$) at $\leq 1000\text{ V AC-1}$ 400 A (at $<60^\circ\text{C}$) at $\leq 440\text{ V AC-3}$
[Uc] control circuit voltage	100...250 V AC 50/60 Hz 100...250 V DC
Control circuit voltage limits	Operational: 0.8 Uc Min...1.1 Uc Max (at $<60^\circ\text{C}$) Drop-out: 0.1 Uc Max...0.45 Uc Min (at $<60^\circ\text{C}$)

Complementary

[Uimp] rated impulse withstand voltage	8 kV
Overvoltage category	III
[Ith] conventional free air thermal current	550 A (at 40°C)
Rated breaking capacity	3480 A at 440 V
[Icw] rated short-time withstand current	3.6 kA - 10 s 2.4 kA - 30 s 1.7 kA - 1 min 1.2 kA - 3 min 1.0 kA - 10 min
Associated fuse rating	500 A aM at $\leq 440\text{ V}$ for motor 315 A aM at $\leq 690\text{ V}$ for motor 630 A gG at $\leq 690\text{ V}$

Rates duty January 2016

7 Aug 2025

Life Is On | **Schneider**
Electric

1

Average impedance	0.0001 Ohm
[Ui] rated insulation voltage	1000 V
Power dissipation per pole	30 W AC-1 - lth 550 A 16 W AC-3 - lth 400 A
Compatibility code	LC1G
Pole contact composition	3 NO
Auxiliary contact composition	1 NO + 1 NC
Motor power kW	110 kW at 230 V AC 50/60 Hz (AC-3e) 200 kW at 400 V AC 50/60 Hz (AC-3e) 200 kW at 415 V AC 50/60 Hz (AC-3e) 250 kW at 440 V AC 50/60 Hz (AC-3e) 250 kW at 500 V AC 50/60 Hz (AC-3e) 315 kW at 690 V AC 50/60 Hz (AC-3e) 220 kW at 1000 V AC 50/60 Hz (AC-3e) 110 kW at 230 V AC 50/60 Hz (AC-3) 200 kW at 400 V AC 50/60 Hz (AC-3) 200 kW at 415 V AC 50/60 Hz (AC-3) 250 kW at 440 V AC 50/60 Hz (AC-3) 250 kW at 500 V AC 50/60 Hz (AC-3) 315 kW at 690 V AC 50/60 Hz (AC-3) 220 kW at 1000 V AC 50/60 Hz (AC-3) 110 kW at 230 V AC 50/60 Hz (AC-4) 200 kW at 400 V AC 50/60 Hz (AC-4) 200 kW at 415 V AC 50/60 Hz (AC-4) 220 kW at 440 V AC 50/60 Hz (AC-4) 250 kW at 500 V AC 50/60 Hz (AC-4) 315 kW at 690 V AC 50/60 Hz (AC-4) 220 kW at 1000 V AC 50/60 Hz (AC-4)
Motor power hp	125 hp at 200/208 V 60 Hz 150 hp at 230/240 V 60 Hz 300 hp at 460/480 V 60 Hz 400 hp at 575/600 V 60 Hz
Irms rated making capacity	5090 A at 440 V
Coil technology	Built-in bidirectional peak limiting
Safety reliability level	B10d = 400000 cycles contactor with nominal load conforming to EN/ISO 13849-1 B10d = 3000000 cycles contactor with mechanical load conforming to EN/ISO 13849-1
Mechanical durability	8 Mcycles
inrush power in VA (50/60 Hz, AC)	750 VA
inrush power in W (DC)	660 W
hold-in power consumption in VA (50/60 Hz, AC)	15.5 VA
hold-in power consumption in W (DC)	9.3 W
Operating time	40...70 ms closing 15...50 ms opening
Maximum operating rate	600 cyc/h AC-3 600 cyc/h AC-3e 300 cyc/h AC-1 150 cyc/h AC-4
Connections - terminals	Power circuit: bar 2 - busbar cross section: 32 x 10 mm Power circuit: lugs-ring terminals 1 185 mm ² Power circuit: bolted connection Control circuit: push-in 1 0.2...2.5 mm ² - cable stiffness: solid stranded without cable end Control circuit: push-in 1 0.25...2.5 mm ² - cable stiffness: flexible with cable end Control circuit: push-in 2 0.5...1.0 mm ² with cable end Control circuit: push-in 0.75...2.5 mm ² - cable stiffness: solid stranded without cable end Control circuit: push-in 0.75...2.5 mm ² - cable stiffness: flexible with cable end
Connection pitch	45 mm

Mounting support	Plate
Standards	EN/IEC 60947-4-1 EN/IEC 60947-5-1 UL 60947-4-1 CSA C22.2 No 60947-4-1 JIS C8201-4-1 JIS C8201-5-1 IEC 60335-1:Clause 30.2 IEC 60335-2-40:Annex JJ UL 60335-1 UL 60335-2-40:Annex JJ
Product certifications	CB Scheme CCC cULus EAC CE UKCA EU-RO-MR by DNV-GL
Tightening torque	35 N.m
Height	225 mm
Width	140 mm
Depth	226 mm
Net weight	7 kg

Environment

IP degree of protection	IP2X front face with shrouds conforming to IEC 60529 IP2X front face with shrouds conforming to VDE 0106
Ambient air temperature for operation	-25...60 °C
Ambient air temperature for storage	-60...80 °C
Mechanical robustness	Vibrations 5...300 Hz 2 gn contactor open Vibrations 5...300 Hz 4 gn contactor closed Shocks 10 gn 11 ms contactor open Shocks 15 gn 11 ms contactor closed
Colour	Dark grey
Protective treatment	TH
Permissible ambient air temperature around the device	-40...70 °C at U _c

Packing Units


Unit Type of Package 1	PCE
Number of Units in Package 1	1
Package 1 Height	30.500 cm
Package 1 Width	23.000 cm
Package 1 Length	36.800 cm
Package 1 Weight	8.235 kg
Unit Type of Package 2	S06
Number of Units in Package 2	4
Package 2 Height	75.000 cm
Package 2 Width	60.000 cm
Package 2 Length	80.000 cm
Package 2 Weight	41.904 kg

 **Environmental Data**

Schneider Electric aims to achieve Net Zero status by 2050 through supply chain partnerships, lower impact materials, and circularity via our ongoing "Use Better, Use Longer, Use Again" campaign to extend product lifetimes and recyclability.

[Environmental Data explained >](#)


[How we assess product sustainability >](#)

 **Environmental footprint**

Total lifecycle Carbon footprint 1442

Environmental Disclosure [Product Environmental Profile](#)

Use Better

 **Materials and Substances**

Packaging made with recycled cardboard Yes

Packaging without single use plastic No

[EU RoHS Directive](#) Compliant with Exemptions


SCIP Number 6fbdad13-bb7c-47d4-a6d6-d82dd6f54349

REACH Regulation [REACH Declaration](#)

Halogen-free status Halogen free plastic parts product


PVC free Yes

Use Again

 **Repack and remanufacture**

End of life manual availability [End of Life Information](#)

Take-back No

WEEE Label  The product must be disposed on European Union markets following specific waste collection and never end up in rubbish bins

Installation

Installation Videos

[TeSys Giga - How to install the auxiliary contact block](#)

[TeSys Giga - How to install and remove remote wear diagnosis module](#)

[TeSys Giga - How to install mechanical interlock kit](#)

[TeSys Giga - How to install cable memory kit](#)

[TeSys Giga - How to directly mount LR9G overload relay](#)

[TeSys Giga - How to replace control module](#)

[TeSys Giga - How to replace switching modules](#)

[TeSys Giga - How to assemble reverser solution](#)

[TeSys Giga - How to assemble change-over solution](#)

Technical Illustration

Assembly's dimensions

