



High power contactor, TeSys Giga, 3 pole (3NO), AC-3 $\leq 440V$ 630A, standard version, 100...250V wide band AC/DC coil

LC1G630KUEN

Main

Range	TeSys
Range of product	TeSys Giga
Product or component type	Contacteur
Device short name	LC1G
Contacteur application	Power switching Motor control
Utilisation category	AC-1 AC-3 AC-3e AC-4 AC-5a AC-5b AC-6a AC-6b AC-8a AC-8b DC-1 DC-3 DC-5

Poles description	3P
[Ie] rated operational current	1050 A (at $<40^{\circ}C$) at $\leq 1000 V$ AC-1 630 A (at $<60^{\circ}C$) at $\leq 440 V$ AC-3
[Uc] control circuit voltage	100...250 V AC 50/60 Hz 100...250 V DC
Control circuit voltage limits	Operational: 0.8 Uc Min...1.1 Uc Max (at $<60^{\circ}C$) Drop-out: 0.1 Uc Max...0.45 Uc Min (at $<60^{\circ}C$)

Complementary

[Uimp] rated impulse withstand voltage	8 kV
Overvoltage category	III
[Ith] conventional free air thermal current	1050 A (at $40^{\circ}C$)
Rated breaking capacity	5550 A at 440 V
[Icw] rated short-time withstand current	5.05 kA - 10 s 4.4 kA - 30 s 3.4 kA - 1 min 2.2 kA - 3 min 1.6 kA - 10 min
Associated fuse rating	630 A aM at $\leq 440 V$ for motor 500 A aM at $\leq 690 V$ for motor 1250 A gG at $\leq 690 V$
Average impedance	0.000065 Ohm
[Ui] rated insulation voltage	1000 V

Power dissipation per pole	70 W AC-1 - lth 1050 A 26 W AC-3 - lth 630 A
Compatibility code	LC1G
Pole contact composition	3 NO
Auxiliary contact composition	1 NO + 1 NC
Motor power kW	180 kW at 230 V AC 50/60 Hz (AC-3e) 315 kW at 400 V AC 50/60 Hz (AC-3e) 335 kW at 415 V AC 50/60 Hz (AC-3e) 355 kW at 440 V AC 50/60 Hz (AC-3e) 375 kW at 500 V AC 50/60 Hz (AC-3e) 500 kW at 690 V AC 50/60 Hz (AC-3e) 450 kW at 1000 V AC 50/60 Hz (AC-3e) 200 kW at 230 V AC 50/60 Hz (AC-3) 335 kW at 400 V AC 50/60 Hz (AC-3) 375 kW at 415 V AC 50/60 Hz (AC-3) 400 kW at 440 V AC 50/60 Hz (AC-3) 400 kW at 500 V AC 50/60 Hz (AC-3) 500 kW at 690 V AC 50/60 Hz (AC-3) 450 kW at 1000 V AC 50/60 Hz (AC-3) 180 kW at 230 V AC 50/60 Hz (AC-4) 315 kW at 400 V AC 50/60 Hz (AC-4) 335 kW at 415 V AC 50/60 Hz (AC-4) 355 kW at 440 V AC 50/60 Hz (AC-4) 375 kW at 500 V AC 50/60 Hz (AC-4) 450 kW at 690 V AC 50/60 Hz (AC-4) 355 kW at 1000 V AC 50/60 Hz (AC-4)
Motor power hp	250 hp at 200/208 V 60 Hz 300 hp at 230/240 V 60 Hz 600 hp at 460/480 V 60 Hz 700 hp at 575/600 V 60 Hz
Irms rated making capacity	7220 A at 440 V
Coil technology	Built-in bidirectional peak limiting
Safety reliability level	B10d = 100000 cycles contactor with nominal load conforming to EN/ISO 13849-1 B10d = 1800000 cycles contactor with mechanical load conforming to EN/ISO 13849-1
Mechanical durability	5 Mcycles
inrush power in VA (50/60 Hz, AC)	800 VA
inrush power in W (DC)	680 W
hold-in power consumption in VA (50/60 Hz, AC)	15.0 VA
hold-in power consumption in W (DC)	9.5 W
Operating time	40...70 ms closing 15...50 ms opening
Maximum operating rate	600 cyc/h AC-3 600 cyc/h AC-3e 300 cyc/h AC-1 150 cyc/h AC-4
Connections - terminals	Power circuit: bar 2 - busbar cross section: 52 x 20 mm Power circuit: lugs-ring terminals 1 185 mm ² Power circuit: bolted connection Control circuit: push-in 1 0.2...2.5 mm ² - cable stiffness: solid stranded without cable end Control circuit: push-in 1 0.25...2.5 mm ² - cable stiffness: flexible with cable end Control circuit: push-in 2 0.5...1.0 mm ² with cable end Control circuit: push-in 0.75...2.5 mm ² - cable stiffness: solid stranded without cable end Control circuit: push-in 0.75...2.5 mm ² - cable stiffness: flexible with cable end
Connection pitch	70 mm
Mounting support	Plate

Standards	EN/IEC 60947-4-1 EN/IEC 60947-5-1 UL 60947-4-1 CSA C22.2 No 60947-4-1 JIS C8201-4-1 JIS C8201-5-1 IEC 60335-1:Clause 30.2 IEC 60335-2-40:Annex JJ UL 60335-1 UL 60335-2-40:Annex JJ
Product certifications	CB Scheme CCC cULus EAC CE UKCA EU-RO-MR by DNV-GL
Tightening torque	58 N.m
Height	284 mm
Width	211 mm
Depth	266 mm
Net weight	14.2 kg

Environment

IP degree of protection	IP2X front face with shrouds conforming to IEC 60529 IP2X front face with shrouds conforming to VDE 0106
Ambient air temperature for operation	-25...60 °C
Ambient air temperature for storage	-60...80 °C
Mechanical robustness	Vibrations 5...300 Hz 2 gn contactor open Vibrations 5...300 Hz 4 gn contactor closed Shocks 10 gn 11 ms contactor open Shocks 15 gn 11 ms contactor closed
Colour	Dark grey
Protective treatment	TH
Permissible ambient air temperature around the device	-40...70 °C at U _c

Packing Units


Unit Type of Package 1	PCE
Number of Units in Package 1	1
Package 1 Height	30.000 cm
Package 1 Width	34.500 cm
Package 1 Length	51.000 cm
Package 1 Weight	16.422 kg
Unit Type of Package 2	S06
Number of Units in Package 2	2
Package 2 Height	75.000 cm
Package 2 Width	60.000 cm
Package 2 Length	80.000 cm
Package 2 Weight	42.844 kg

 **Environmental Data**


Schneider Electric aims to achieve Net Zero status by 2050 through supply chain partnerships, lower impact materials, and circularity via our ongoing "Use Better, Use Longer, Use Again" campaign to extend product lifetimes and recyclability.

[Environmental Data explained >](#)



[How we assess product sustainability >](#)

 Environmental footprint	
Total lifecycle Carbon footprint	2077
Environmental Disclosure	Product Environmental Profile

Use Better

 Materials and Substances	
Packaging made with recycled cardboard	Yes
Packaging without single use plastic	No
EU RoHS Directive	Compliant with Exemptions
SCIP Number	6fbdad13-bb7c-47d4-a6d6-d82dd6f54349
REACH Regulation	REACH Declaration
Halogen-free status	Halogen free plastic parts product
PVC free	Yes

Use Again

 Repack and remanufacture	
End of life manual availability	End of Life Information
Take-back	No
WEEE Label	 The product must be disposed on European Union markets following specific waste collection and never end up in rubbish bins

Installation

Installation Videos

[TeSys Giga - How to install the auxiliary contact block](#)

[TeSys Giga - How to install and remove remote wear diagnosis module](#)

[TeSys Giga - How to install mechanical interlock kit](#)

[TeSys Giga - How to install cable memory kit](#)

[TeSys Giga - How to directly mount LR9G overload relay](#)

[TeSys Giga - How to replace control module](#)

[TeSys Giga - How to replace switching modules](#)

[TeSys Giga - How to assemble reverser solution](#)

[TeSys Giga - How to assemble change-over solution](#)

Technical Illustration

Assembly's dimensions

