



**VIKING – A member of the STIHL Group.**

# LOVE YOUR LAWN

A garden can be an oasis of relaxation, a meeting place and a play area. Lawn is the ideal ground cover. Whether the tickle of grass underfoot, the fragrance of freshly mown grass or the sight of a lush green lawn, a healthy and well-kept lawn appeals to the senses.

So that you can enjoy your lawn, VIKING makes the tools you need to care for it. We always make sure that our machines make lawn care enjoyable by reducing your workload with manoeuvrable cordless mowers, clever robotic mowers or powerful lawn tractors. On the following pages you will find everything you need for your garden.

Since humans, nature and technology are constantly changing, we are always developing our products in search of greater comfort and efficiency so that you can care for your lawn in the simplest and most enjoyable way possible.



ROBOTIC MOWERS .....		012
LAWN MOWERS .....		020
RIDE-ON MOWERS .....		062
SCARIFIERS .....		082
GARDEN SHREDDERS .....		086
TILLERS .....		098
PRODUCT TECHNOLOGY IN DETAIL .....		104



## WHERE VISION BECOMES REALITY.

It all starts with an idea, then it starts to take shape. The design becomes a model, the vision a reality. The end result is a machine of the highest quality that we can proudly offer to market.

Our expert design and engineering teams develop each and every gardening power tool in the range. That way we can guarantee that our customers are getting a truly premium product. The machines are the result of broad expertise and state-of-the-art technology, all aimed at making them more precise in operation, more durable, more convenient and more reliable. From the home-owner with the small garden through to professionals who tend large expanses of lawn, our customers can rely on rigorous quality management and extensive testing procedures at all times and for every product.

Our machines are designed to make working in the garden less exhausting and more enjoyable. This has been the company's top priority since its establishment over 35 years ago. Today, there are around 400 people working on the extensive range of gardening tools in the VIKING Competence Centre in Tyrol. The VIKING brand is one of the most popular brands in this sector in Europe and our machines regularly come out on top in product tests. Even more important than the experts' opinion, however, is the feedback from our customers. If they get enjoyment out of their garden because of our machines' convenience and efficiency in helping them care for them, then we have achieved our goal.



## IT COULDN'T BE EASIER: THE PERFECT LAWN IN 5 STEPS.



**MOWING:** Regular mowing makes a lawn dense and attractive. The grass produces new side shoots and weeds are suppressed. In most countries, the optimum cutting height is 3.5 to 5 cm.



**WATERING:** It is better to water less often and for a longer periods than more often but briefly. You can test whether the quantity of water is sufficient using a spade: cut a sod to a depth of around 15 cm and check whether the water has penetrated to a sufficient depth.



**FERTILISING:** At the beginning of the growing season (around mid-March), your lawn needs a large amount of nutrients. Good fertilisers contain nitrogen, potash, phosphates and magnesium in balanced proportions.



**MULCHING:** Grass itself is an excellent fertiliser. With regular cutting using a mulching mower, the small grass clippings remain on the lawn. They decompose and the nitrogen they contain is rapidly mineralised.



**AUTUMN LEAVES:** Should be removed quickly. Not just for visual reasons, but so that the lawn does not 'suffocate' due to a lack of air and light. During the winter, grass should not exceed the normal cutting height of approx. 4 cm.

## WHICH MOWER IS THE RIGHT ONE FOR YOU?

### 1. HOW LARGE IS THE LAWN YOU WOULD LIKE TO MOW?

The chart on the right can be used to find out which lawn mower is most suitable for your garden. The boxes indicate the lawn area and the green digits on a grey background indicate the correct lawn mower series. Tip: Electric and cordless mowers are more suitable for smaller gardens, petrol mowers are more suited to larger ones.

### 2. WHAT TYPE OF DRIVE DO YOU PREFER?

Petrol, electric or battery: the choice is yours. If you value low-noise and emission-free operation, then cordless and electric mowers are ideal. The cordless models also mow without a cable for complete freedom of movement. A powerful petrol engine, in contrast, provides a great deal of power and a larger cutting width for more extensive lawns. In the overview on the right, the petrol lawn mowers appear at the top and the cordless, electric and robotic lawn mowers are at the bottom.



### 3. GRASS COLLECTION OR MULCHING?

All VIKING lawn mowers (except the R Series) have a grass catcher box for collecting grass clippings. Mulching is another option (except the 2 Series). Here, the grass is finely shredded and falls onto the ground, where it acts as a natural fertiliser. A further advantage: no disposal of the clippings is required.

## EXPLANATION OF SYMBOLS AND ABBREVIATIONS

#### Explanation of model designations

C = Comfort equipment  
G = 3-speed drive  
M = Mulching  
P = Performance  
R = Rear roller  
S = BBC (blade brake clutch)  
T = 1-speed drive  
V = Vario drive  
Y = Hydrostatic drive

#### Explanation of symbols

□ = can be retrofitted  
■ = standard  
- = cannot be retrofitted

#### Further explanations

RS = ReadyStart  
SC = SmartChoke  
BBC = Blade brake clutch  
OHV/DOV = Overhead valves

Weight specifications, unless otherwise stated, relate to the net machine weight excluding fuel and lubricant (petrol, oil), battery or cable.

 PETROL  
MOWERS

<p>UP TO 1,200 m<sup>2</sup></p> <p><b>2</b></p> <p>MB 248 MB 248 T</p>	<p><b>4</b></p> <p>MB 443 T MB 448 T MB 448 TC MB 448 VC</p>	<p><b>5</b></p> <p>MB 545 T MB 545 VM MB 545 VR</p>	<p>UP TO 1,500 m<sup>2</sup></p> <p><b>R</b></p> <p>MB 2 RT</p>	<p>UP TO 1,800 m<sup>2</sup></p> <p><b>2</b></p> <p>MB 253 T</p>	<p>UP TO 2,000 m<sup>2</sup></p> <p><b>6</b></p> <p>MB 650 T MB 650 V MB 650 VR</p>	<p>UP TO 2,500 m<sup>2</sup></p> <p><b>6</b></p> <p>MB 655 V MB 655 VS MB 655 VR</p> <p><b>R</b></p> <p>MB 4 RT MB 4 RTP</p>	<p>UP TO 3,000 m<sup>2</sup></p> <p><b>7</b></p> <p>MB 756 GS MB 756 YC</p>
---	--	---	---	--	---	--	---

 ELECTRIC  
MOWERS

<p>UP TO 300 m<sup>2</sup></p> <p><b>2</b></p>	<p>UP TO 500 m<sup>2</sup></p> <p><b>3</b></p>	<p>UP TO 600 m<sup>2</sup></p> <p><b>4</b></p>
--	--	--

 CORDLESS  
MOWERS

<p>UP TO 200 m<sup>2</sup></p> <p><b>2</b>*</p>	<p>UP TO 300 m<sup>2</sup></p> <p><b>3</b>*</p>	<p>UP TO 400 m<sup>2</sup></p> <p><b>4</b>*</p>
---	---	---

 ROBOTIC  
MOWERS

<p>UP TO 500 m<sup>2</sup></p> <p><b>iMow</b></p> <p>MI 422</p>	<p>UP TO 1,000 m<sup>2</sup></p> <p><b>iMow</b></p> <p>MI 422 P</p>	<p>UP TO 3,000 m<sup>2</sup></p> <p><b>iMow</b></p> <p>MI 632</p>	<p>UP TO 4,000 m<sup>2</sup></p> <p><b>iMow</b></p> <p>MI 632 P MI 632 PC</p>
---	---	---	---

\*Mowing performance per battery charge **under perfect conditions**. In addition to the type of battery used, other factors such as the condition of the lawn (obstacles, geometry), grass height, density and moisture, working speed, mulching, etc. influence the mowing performance achieved. Recharging or using multiple batteries can improve the mowing performance.

iMow ROBOTIC MOWERS

## “i” FOR INTELLIGENT LAWN CARE.

Fully automatic lawn mowing

Innovative features that set new standards

Easy, intuitive programming with App control option

Fast, intelligent and efficient lawn care

Mulching blade - natural fertiliser

No need to dispose of grass cuttings







iMow ROBOTIC MOWERS

**SPEEDY AND INNOVATIVE  
FOR SMALL AND  
MEDIUM-SIZED LAWNS.**

The compact MI 4 Series iMow robotic mowers are perfectly suited for small to medium sized lawns. The MI 422 mows lawns of up to approx. 500 m<sup>2</sup> and the MI 422 P is ideally suited to medium-sized areas of up to 1,000 m<sup>2</sup>. 4 series mowers are designed to mow your lawn in the shortest time possible, allowing you more time to relax and enjoy your garden. The MI 422 P performs extremely well on gardens with an incline of up to 40%. The LCD display with a simple to use control panel makes programming extremely easy.

**MI 422**



Model	Maximum lawn area	Battery type	Battery power	Price excl. VAT (£)	Price incl. VAT (£)
<b>MI 422</b>	up to 500 m <sup>2</sup>	Li-ion 18.5 V	40 Wh	<b>832.50</b>	<b>999.00</b>
<b>MI 422 P</b>	up to 1,000 m <sup>2</sup>	Li-ion 18.5 V	80 Wh	<b>999.17</b>	<b>1199.00</b>

Manufacturer's recommended retail price

An overview of emissions for all VIKING machines can be found on page 106.

- 01 **Movable hood** with robust bumper and sensors for detecting obstacles
- 02 **Manual Stop button** for added safety
- 03 **Variable cutting height adjustment** from 20 to 60 mm
- 04 **Bright LCD display** with intuitive control panel and protective cover
- 05 **Practical carrying handle**

5 year warranty\*



01

02

03

MI 422 P

04

05



The double sided **mulching blade** changes its rotational direction after each blade stop to ensure that it wears evenly and remains sharp for longer. Mulching naturally fertilises your lawn and there's no need to dispose of any grass cuttings.



**Adaptive slope speed:**  
Using the incline sensor, the iMow robotic mower (all models) adapts its speed automatically and to the surrounding conditions.

\* Subject to terms and conditions. See page 106 or contact your local VIKING Approved Dealer for further information.

iMow ROBOTIC MOWERS

## PRECISE AND RELIABLE FOR LARGE AREAS.

The MI 6 Series iMow robotic mowers can handle large areas of up to 4,000 m<sup>2</sup> with ease. They ensure a perfect cut in just a few hours thanks to their powerful battery and cutting width of 28 cm. The simple to use, removable control panel conveniently allows you to program the mowing time without the need to bend over. On the new iMow C model, settings can be accessed using an App on a smartphone or tablet, in addition to the display. The App allows you to configure the mowing plan, read status messages and send the iMow out to mow from the comfort of your home or office. The MI 6 Series robotic mowers have won numerous design awards and have been rated highly in consumer tests.

**MI 632 PC**



Model	Maximum lawn area	Battery type	Battery capacity	Price excl. VAT (£)	Price incl. VAT (£)
<b>MI 632</b>	up to 3,000 m <sup>2</sup>	Li-ion 29 V	130 Wh	<b>1499.17</b>	<b>1799.00</b>
<b>MI 632 P</b>	up to 4,000 m <sup>2</sup>	Li-ion 29 V	194 Wh	<b>1665.83</b>	<b>1999.00</b>
<b>MI 632 PC</b>	up to 4,000 m <sup>2</sup>	Li-ion 29 V	194 Wh	<b>1915.83</b>	<b>2299.00</b>

Manufacturer's recommended retail price

An overview of emissions for all VIKING machines can be found on page 106.

- 01 **Movable hood with sensors** for detecting obstacles
- 02 **Manual Stop button** for added safety
- 03 **15-level cutting height adjustment** from 20 to 60 mm
- 04 **Removable control panel** with large LCD display
- 05 **Practical carrying handle**

5 year warranty\*



**iMow**®

MI 632



reddot award 2014  
best of the best

As awarded by The Chicago Athenaeum: Museum Of Architecture and Design.



On the **C model**, many settings can be made via the **iMow app** in addition to the display. Operation is intuitive and convenient via a smartphone or tablet, making lawn mowing even more convenient.



The control panel with **bright LCD display** can be removed from the machine, which means that you don't have to bend over when programming. Programming is simple due to the intuitive user guide.

\* Subject to terms and conditions. See page 106 or contact your local VIKING Approved Dealer for further information.



## STILL MOWING MANUALLY? THE iMow ROBOTIC MOWER HAS A LOT GOING FOR IT.

### Efficient mowing in a short time

Your lawn is there to be used. That's why we've designed the iMow to mow quickly and efficiently. The shorter your iMow robotic mower is in operation, the more time you have to enjoy your garden. For example, the MI 422 can mow a 500 m<sup>2</sup> lawn in just 10 hours per week.

### Maximum flexibility - during mowing and charging

If your iMow has a large area to cover in a short time, it can recharge itself faster. If it's taking the night off, it charges itself slowly and therefore more economically, extending battery life. When mowing, the robotic mower adjusts its speed to suit the mowing conditions, moving slower over long, thick grass or on hilly terrain, thanks to its tilt sensor (Adaptive Slope Speed).

### A beautiful lawn – in every way

A number of edge mowing options are available to get a clean cutting pattern along the edge of the mowing area. You can also plan how your iMow returns to the docking station. Choose between following the perimeter wire or making the journey to the docking station in a more random movement.

### A perfectly tended and fertilised lawn

The only thing that the iMow robotic mower decides randomly is its mowing path. The mowing plan ensures that the lawn is cut evenly all over with no tracks left behind. Just set the cutting height using the simple cutting height adjuster and iMow does the rest. During mowing, it shreds the grass clippings finely, which fall back onto the lawn as an effective fertiliser (known as mulching.) Not only does this provide vital nourishment to help grow a healthy lawn, it also means there are no clippings to collect and dispose of.

### All round protection

The iMow robotic mower is equipped with a variety of sensors. As soon as someone attempts to lift it, it stops. The iMow can also be set so it can only be operated following entry of a PIN code. On the C model you can also, upon request, receive an email or text message in the event that your machine is stolen and then locate it with your smart phone or tablet using the App.

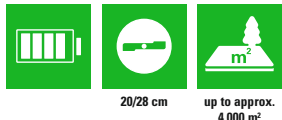
### Technical requirements when using the app controlled MI 632 PC robotic mower

- **Mobile phone connection:** When using the app function for the iMow MI 632 PC robotic mower, a 2G mobile phone signal is required for the robotic mower in the mowing zone. The mobile phone connection required for the robotic mower (M2M service\*) is provided free of charge for the first three years when purchasing a new iMow C model, after which time the M2M service can be purchased for a period of 12 months. Details of the M2M service are included in a separate purchase agreement. With or without the M2M service, the iMow robotic mower can also be operated via the integral user-friendly display. The mobile phone/Internet connection needed to use the app function with a smartphone or tablet must be organised separately by the user.
- **Devices/operating systems:** The iMow robotic mower app can run on tablets and smartphones that use the following operating systems: iOS 8, Android 4.4 and Windows Phone/RT 8.1 or higher (status: January 2017). Other operating systems and older versions are not currently supported. Your smartphone requires an active data connection for you to use the app. Offline use of the app is not possible. The data connection for your smartphone is not included in the purchase of the robotic mower.

The iMow app is  
available here:



\*M2M = Machine to Machine



Model	MI 422	MI 422 P	MI 632	MI 632 P	MI 632 PC
Ideal lawn area (up to approx.)	300 m <sup>2</sup>	650 m <sup>2</sup>	1,000 m <sup>2</sup>	2,000 m <sup>2</sup>	2,000 m <sup>2</sup>
Maximum lawn area (up to approx.)	500 m <sup>2</sup>	1,000 m <sup>2</sup>	3,000 m <sup>2</sup>	4,000 m <sup>2</sup>	4,000 m <sup>2</sup>
Average mowing duration (per week)*	10 hours	17 hours	36 hours	40 hours	40 hours
Battery type	Li-ion 18 V	Li-ion 18 V	Li-ion 29 V	Li-ion 29 V	Li-ion 29 V
Battery power	40 Wh	80 Wh	130 Wh	194 Wh	194 Wh
Battery capacity	2.25 Ah	4.5 Ah	4.5 Ah	6.8 Ah	6.8 Ah
Power supply unit output	60 W	60 W	120 W	185 W	185 W
Cutting height	20–60 mm	20–60 mm	20–60 mm	20–60 mm	20–60 mm
Cutting width	20 cm	20 cm	28 cm	28 cm	28 cm
Average mowing time (per battery charge)	30 min.	60 min.	90 min.	150 min.	150 min.
Average charging time	90 min.	90 min.	60 min.	60 min.	60 min.
Maximum gradient	35%	40%	45%	45%	45%
Sound power level	60 dB(A)	60 dB(A)	62 dB(A)	62 dB(A)	62 dB(A)
Weight (including battery)	9 kg	9 kg	13 kg	13 kg	14 kg
Dimensions (L x W x H)	60 x 43 x 27 cm	60 x 43 x 27 cm	73 x 54 x 27 cm	73 x 54 x 27 cm	73 x 54 x 27 cm
Item number	6301 011 1402	6301 011 1412	6309 011 1402	6309 011 1422	6309 011 1432
Price excl. VAT (£)	<b>832.50</b>	<b>999.17</b>	<b>1499.17</b>	<b>1665.83</b>	<b>1915.83</b>
Price incl. VAT (£)	<b>999.00</b>	<b>1199.00</b>	<b>1799.00</b>	<b>1999.00</b>	<b>2299.00</b>

\*Under ideal conditions, based on the specified maximum lawn area.

Accessories	Item number	Designation	Price excl. VAT (£)	Price incl. VAT (£)
iKit S	6909 007 1011	Installation kit comprising 150 m of perimeter wire (coil), ø 2.3 mm, 150 fixing pins, 2 press-fit connectors, 3 wire connectors	<b>51.67</b>	<b>62.00</b>
iKit L	6909 007 1012	Installation kit comprising 400 m of perimeter wire (2 x 200 m coil), ø 2.3 mm, 375 fixing pins, 2 press-fit connectors, 7 wire connectors	<b>133.33</b>	<b>160.00</b>
ARB 501	0000 400 8625	500 m of perimeter wire, ø 3.4 mm (coil)	<b>145.83</b>	<b>175.00</b>
AKS 010	6909 007 1095	Press-fit connectors, pack of 10, suitable for ARB 151	<b>9.17</b>	<b>11.00</b>
AKS 011	6909 007 1096	Press-fit connectors, pack of 10, suitable for ARB 501	<b>9.17</b>	<b>11.00</b>
AFN 075	6301 007 1010	Fixing pins, pack of 75	<b>7.92</b>	<b>9.50</b>
ADV 010	6909 007 1090	Wire connectors, pack of 10	<b>8.13</b>	<b>9.76</b>
AIP 600	6909 780 5400	iProtect canopy for docking station	<b>115.83</b>	<b>139.00</b>
ADO 400	6909 430 9607	Docking station, suitable for MI 4 Series models	<b>207.50</b>	<b>249.00</b>
ADO 600	6909 200 0002	Docking station, suitable for MI 6 Series models	<b>232.50</b>	<b>279.00</b>
ALM 030	6909 007 1006	Blade (ø 30 cm), suitable for MI 6 Series models	<b>20.83</b>	<b>25.00</b>
ART 240	6909 700 0410	Traction wheels, suitable for MI 6 Series models	<b>20.42</b>	<b>24.50</b>
AVS 100	6909 007 1009	Heavy front wheels for extremely hilly terrain	<b>54.16</b>	<b>65.00</b>



**Docking station** (included as standard equipment)

The docking station can be flexibly placed inside or outside the lawn area.

**iProtect canopy top** (as accessory)

Protects the iMow against direct sunlight and dirt.



Manufacturer's recommended retail price

The iMow purchase price does not include any installation costs that may be incurred. An overview of emissions for all VIKING machines can be found on page 106. The docking station and installation material are included as standard equipment.



## 2 SERIES

# SIMPLE MOWING, GREAT RESULTS.

Perfect for small to medium sized lawns

Light, compact and simple to use

With electric, cordless or petrol drive

Self propelled models available to make mowing even easier





## 2 SERIES ELECTRIC AND CORDLESS MOWERS

### MAKING QUIET WORK OF MOWING.

The compact ME 235 electric lawn mower is ideal for smaller lawns. This lightweight machine weighs just 13 kg making it extremely easy to manoeuvre. The MA 235 cordless mower is perfectly suited for gardens up to approx. 200 m<sup>2</sup>. It is effortless to push around the garden without ever having to worry about any cables. The machine comes with plenty of helpful features to make mowing the lawn much more simple. Thanks to the efficient motor and its direct drive technology, the MA 235 uses very little energy, allowing for plenty of mowing time. The 36 volt Lithium-Ion battery and charger are compatible with a range of STIHL tools within the COMPACT cordless system.



ME 235



Model	Cutting width	Battery/motor type	Price excl. VAT (£)	Price incl. VAT (£)
ME 235	33 cm	Electric 1,200 W	120.83	145.00
MA 235 (mower only)	33 cm	Lithium-Ion COMPACT	207.50	249.00
MA 235 Set (including AK 20 battery and AL 101 charger)	33 cm	Lithium-Ion COMPACT	307.50	369.00

Manufacturer's recommended retail price

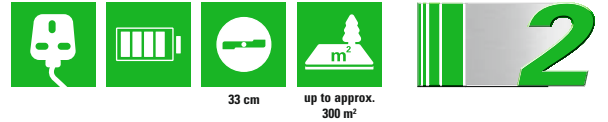
**MORE INFORMATION ON THE PRODUCT RANGE CAN BE FOUND FROM PAGE 54 AND ON COMPREHENSIVE ACCESSORIES ON PAGE 59.**

The AK 20 battery delivers enough power to mow up to 200 m<sup>2</sup> of lawn. Mowing performance per battery charge **under perfect conditions**. In addition to the type of battery used, other factors such as the condition of the lawn (obstacles, geometry), grass height and moisture, working speed, mulching, etc. influence the mowing performance achieved. Recharging or using multiple batteries can improve the mowing performance.



- 01 **Easy-to-empty** polymer grass catcher box (30 litres) with fill level indicator
- 02 **Carrying handle** for easy transport
- 03 **Compact and robust** polymer housing
- 04 **Two-component tyres**, with smooth running bearings
- 05 **Height-adjustable** handlebar

5 year warranty\*



## MA 235



Compatible with the **STIHL COMPACT** cordless system (page 105).

**ECO**

When **eco mode** is activated, the cordless lawn mower automatically reduces the speed of the electric motor when less power is needed. This increases the energy efficiency.



The **high-performance 36-volt Lithium-Ion battery** is easy to insert into the charger and mower. The battery level indicator can easily be seen through the top cover window.

\* Subject to terms and conditions. See page 106 or contact your local VIKING Approved Dealer for further information.



## 2 SERIES PETROL MOWERS

### COMPACT AND EFFICIENT: A MODERN APPROACH TO MOWING.

The 2 Series petrol mowers make short work of cutting medium sized lawns. With a large catcher box capacity of 55-litres and superb collection performance, more time can be spent mowing rather than emptying the grass. To make things even easier the MB 248 T and MB 253 T are both self propelled mowers, taking the effort out of mowing. The MB 248 is driven by the powerful VIKING EVC engine. Both the MB 248 T and MB 253 T are equipped with Briggs & Stratton OHV engines.



**MB 248 T**

Model	Cutting width	Engine type	Equipment	Price excl. VAT (£)	Price incl. VAT (£)
MB 248	46 cm	VIKING EVC 200	-	229.17	275.00
MB 248 T	46 cm	B&S 450 Series E OHV	1-speed	275.00	330.00
MB 253 T	51 cm	B&S 625 Series E OHV RS	1-speed	354.17	425.00

Manufacturer's recommended retail price

B&S = Briggs & Stratton, RS = ReadyStart, OHV = overhead valves

**MORE INFORMATION ON THE PRODUCT RANGE CAN BE FOUND FROM PAGE 54 AND ON ENVIRONMENTALLY FRIENDLY FUELS AND LUBRICANTS ON PAGE 59.**

**01 Large-capacity, easy to empty** polymer catcher box (55 litres) with grass level indicator

5 year warranty\*



**02 Quick working** thanks to single speed gearing

**03 Smooth-running** wheels fitted with double ball bearings

**04 Foldable handlebar** makes transport and storage easy

## MB 253 T



### Robust sheet steel housing

High-gloss powder coating with high abrasion resistance; resistant to UV and fuels.



### Large grass catcher box volume

With a capacity of 55 litres, the grass catcher boxes of the petrol mowers are large allowing for longer mowing time between emptying

\* Subject to terms and conditions. See page 106 or contact your local VIKING Approved Dealer for further information.



### 3 SERIES

## EASY LAWN MOWING.

Ideal for small lawns

---

Low-noise, no exhaust emissions,  
maintenance friendly

---

Cordless models for full freedom of  
movement

---

C models with mono-comfort handlebar





### 3 SERIES ELECTRIC AND CORDLESS MOWERS

## A GREAT HELP FOR SMALL LAWNS.

The 3 Series cordless and electric lawn mowers are extremely manoeuvrable and easy to steer. With a cutting width of 37 cm, they are also perfect for mowing hard to reach areas. The cutting height can be adjusted centrally to one of five levels. The practical, fold-open grass catcher box has a volume of 40 litres. Emptying the grass catcher box on the MA 339 C model is easy with the adjustable, robust mono handlebar. The 3 Series cordless lawn mowers have been awarded the "Blue Angel" environmental label for their quiet and environmentally friendly operation. To mow up to 270m<sup>2</sup> of lawn we would recommend to use the MA 339 with an AP 200 battery and AL 101 charger. More information can be found on page 54.



ME 339

Model	Cutting width	Battery/motor type	Price excl. VAT (£)	Price incl. VAT (£)
ME 339	37 cm	Electric 1,200 W	179.17	215.00
MA 339 C (mower only)	37 cm	Lithium-ion PRO	270.83	325.00



Compatible with the STIHL PRO battery system (page 105).

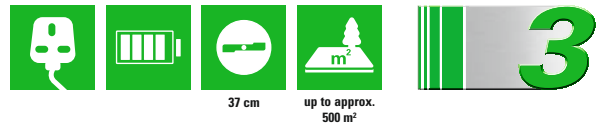
Manufacturer's recommended retail price

**MORE INFORMATION ON THE PRODUCT RANGE CAN BE FOUND FROM PAGE 54 AND ON COMPREHENSIVE ACCESSORIES ON PAGE 59.**

The AP 200 battery delivers enough power to mow up to 270 m<sup>2</sup> of lawn. Mowing performance per battery charge **under perfect conditions**. In addition to the type of battery used, other factors such as the condition of the lawn (obstacles, geometry), grass height and moisture, working speed, mulching, etc. influence the mowing performance achieved. Recharging or using multiple batteries can improve the mowing performance.

**01** Mono-comfort handlebar for **easy grass catcher box emptying**, foldable and height-adjustable with two settings

5 year warranty\*



**02** Fold-open 40-litre grass catcher box with level indicator

**03** Central cutting height adjustment with five settings from 25 to 70 mm

**04** Compact and robust polymer housing

**05** Brushless EC motor powered by **STIHL battery technology**. (STIHL battery technology, see page 105)

**MA 339 C**



**Mono-comfort handlebar**



The **mono-comfort handlebar** has the advantage that the **grass catcher box** is even easier to remove and re-attach.



The **high-performance 36-volt Lithium-Ion battery** is easy to insert and remove from the mower. It can be charged several hundred times using the STIHL charger a and simply re-inserted for cordless lawn mowing.

\* Subject to terms and conditions. See page 106 or contact your local VIKING Approved Dealer for further information.



## 4 SERIES

# INNOVATIVE DESIGN COMPREHENSIVE RANGE.

Excellent mowing performance,  
for small and medium-sized lawns

---

Simple to use and maintain

---

Three different drive types

---

Something for everyone





4 SERIES ELECTRIC AND  
CORDLESS MOWERS

**CLEAN AND QUIET:**  
GREAT FOR THE  
ENVIRONMENT AND THE  
NEIGHBOURS.

A 4 Series electric or cordless mower is great for the surrounding environment, but most of all yourself. Mowing is cleaner, noise emissions are reduced and cordless mowers do not require a cable, providing more freedom of movement. Thanks to the powerful electric motor, the 4 series has excellent mowing performance, a compact design and superior manoeuvrability. To mow up to 400m<sup>2</sup> of lawn we would recommend to use the MA 443 with an AP 300 battery and AL 101 charger. More information can be found on page 54.

**ME 443**



Model	Cutting width	Battery/motor type	Price excl. VAT (£)	Price incl. VAT (£)
ME 443	41 cm	Electric 1,500 W	207.50	249.00
MA 443	41 cm	Lithium-ion PRO	312.50	375.00



Compatible with the STIHL PRO battery system (page 105).

Manufacturer's recommended retail price

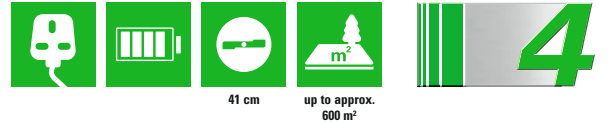
**MORE INFORMATION ON THE PRODUCT RANGE CAN BE FOUND FROM PAGE 54 AND ON COMPREHENSIVE ACCESSORIES ON PAGE 59.**

The AP 300 battery delivers enough power to mow up to 400 m<sup>2</sup> of lawn. Mowing performance per battery charge **under perfect conditions**. In addition to the type of battery used, other factors such as the condition of the lawn (obstacles, geometry), grass height and moisture, working speed, mulching, etc. influence the mowing performance achieved. Recharging or using multiple batteries can improve the mowing performance.



- 01 **Large polymer grass catcher box** (55 litres) with level indicator
- 02 **Central cutting height adjustment** with six settings from 25 to 75 mm
- 03 **Compact and robust** polymer housing
- 04 **Brushless EC motor powered by STIHL battery technology.** (STIHL battery technology, see page 105)
- 05 **Practical carrying handles**, can also be used as lashing points

5 year warranty\*



## MA 443



**Easy battery removal:** Press in the side clips, open the battery cover and insert or remove the battery with ease.



**Easy handling:** The grass catcher box features two sturdy mountings for simple and safe attachment and removal.



**QuickFix quick-clamping devices:** Ensure fast and easy fastening and release of the handlebar retainers.

\* Subject to terms and conditions. See page 106 or contact your local VIKING Approved Dealer for further information.



#### 4 SERIES PETROL MOWERS

## FOR TOTAL CONTROL.

Finding the perfect lawn mower for your requirements is very simple with the 4 Series petrol mowers. Choose between a cutting width of 41 and 46 cm, with mono or a dual comfort handlebar. The MB 448 VC features the simple to adjust Vario drive system, for speed control and a mono-comfort handlebar. All models include a robust, high-tech polymer housing, central cutting height adjustment and an easy-to-empty grass catcher box. Dual handlebar models feature super soft grips for extra comfort.

**MB 443 T**



Model	Cutting width	Engine type	Equipment	Price excl. VAT (£)	Price incl. VAT (£)
<b>MB 443 T</b>	41 cm	B&S 500 Series E OHV	1-speed, self-propelled	<b>354.17</b>	<b>425.00</b>
<b>MB 448 T</b>	46 cm	B&S 575 Series EX OHV RS	1-speed, self-propelled	<b>400.00</b>	<b>480.00</b>
<b>MB 448 TC</b>	46 cm	B&S 575 Series EX OHV RS	Mono-comfort handlebar, 1-speed	<b>425.00</b>	<b>510.00</b>
<b>MB 448 VC</b>	46 cm	B&S 625 Series E OHV RS	Mono-comfort handlebar, Vario	<b>466.67</b>	<b>560.00</b>

Manufacturer's recommended retail price  
B&S = Briggs & Stratton, RS = ReadyStart, OHV = overhead valves

**MORE INFORMATION ON THE PRODUCT RANGE CAN BE FOUND FROM PAGE 54 AND ON ENVIRONMENTALLY FRIENDLY FUELS AND LUBRICANTS ON PAGE 59.**

**01** Mono-comfort handlebar for **easy grass catcher box emptying, foldable and height-adjustable with two settings**

5 year warranty\*



**02** **Central cutting height adjustment** with 6 settings

**03** **Powerful, easy-to-start Briggs & Stratton petrol engine**, low emissions


**04** Large **polymer grass catcher box** (55 litres) with level indicator

**05** **Variable speed control** through the simple to adjust Vario drive system, allowing for full speed control

## MB 448 VC



**Mono-comfort handlebar**



**Patented grass catcher box:** Easy to open, empty and clean. The air vents face downwards so that dust is directed towards the ground.



**Central cutting height adjustment:** The cutting height can be easily adjusted to six settings (25 to 75 mm) via a spring-loaded control lever.



**Optional mulching kit:** 4 Series machines can be converted to multi-mowers™ using the mulching plug and multi-blade accessories (AMK 043/AMK 048).

\* Subject to terms and conditions. See page 106 or contact your local VIKING Approved Dealer for further information.

5 SERIES

## MOWING WITH COMFORT.

Excellent mowing performance

---

For medium-sized lawns up to 1,200 m<sup>2</sup>

---

Packed with effort-saving features

---

Rear roller and mulching options available





## 5 SERIES PETROL MOWERS

### LAWN MOWING MADE SIMPLE.

The 5 Series petrol mowers with the new Briggs & Stratton engines are quick and convenient to start. Two models in this series feature the simple to adjust Vario drive system for variable speed control. Thanks to the adjustable handlebar height the mower can be comfortably operated by a range of users. To create the classic British stripe, the MB 545 VR is fitted with a rear roller, which is also perfect for mowing close to borders and flower beds.



**MB 545 T**

**MB 545 VR: The lawn mower with rear roller instead of rear wheels.** With the aid of a roller on the rear axle of the machine, the grass is rolled in the direction of travel. This results in the traditional striped lawn pattern.

Model	Cutting width	Engine type	Equipment	Price excl. VAT (£)	Price incl. VAT (£)
MB 545 T	43 cm	B&S 650 Series EXi OHV RS	1-speed	450.00	540.00
MB 545 VM	43 cm	B&S 650 Series EXi OHV RS	Vario/mulching	525.00	630.00
MB 545 VR	43 cm	B&S 650 Series EXi OHV RS	Vario/rear roller	583.33	700.00

Manufacturer's recommended retail price

B&S = Briggs & Stratton, RS = ReadyStart, OHV = overhead valves

**MORE INFORMATION ON THE PRODUCT RANGE CAN BE FOUND FROM PAGE 54 AND ON ENVIRONMENTALLY FRIENDLY FUELS AND LUBRICANTS ON PAGE 59.**



- 01 Ergonomic control panel design, soft grip handlebar
- 02 3-setting height-adjustable handlebar, **foldable for transport and storage**
- 03 Large grass catcher box (60-litre volume) with level indicator
- 04 Central cutting height adjustment with 7 spring loaded settings for easy operation, including a cutting height indicator
- 05 Powerful engine with ReadyStart for excellent mowing performance

5 year warranty\*



## MB 545 VR



**Height-adjustable handlebar** with three settings, for adapting to your body height and achieving an ergonomic working posture.



**Convenient cutting height adjustment:** Simple adjustment via the spring-loaded handle, with seven settings and indicator.

Mulching kit AMK 045 can be retrofitted to all 5 Series models (except MB 545 VR). Standard on the MB 545 VM.

\* Subject to terms and conditions. See page 106 or contact your local VIKING Approved Dealer for further information.



## 6 SERIES

# A CUT ABOVE THE REST.

Excellent mowing performance with extremely powerful engines

For large lawns up to 2,500 m<sup>2</sup>

Durable, robust aluminum chassis

All models feature mono-comfort handlebars for easy grass box emptying





## 6 SERIES PETROL MOWERS

### LAWN MOWING MADE EASY: COMFORT AT YOUR FINGERTIPS.

The mono-comfort handlebar, standard on all 6 Series models, is height-adjustable and can be easily folded over for compact storage and transport. It also makes it much easier to access and empty the grass catcher box thanks to the innovative, single handle design. All controls are within easy reach, setting both engine and mower speed has never been so easy. The four models in the the 6 Series range are available in two cutting widths and different drive types to make mowing quick and easy. All the lawn mowers are 3-in-1 multi-mowers and are equipped with a mulching plug and a special multi-blade for collecting, cutting and dropping or mulching as required.



**MB 650 T**

Model	Cutting width	Engine type	Equipment	Price excl. VAT (£)	Price incl. VAT (£)
<b>MB 650 T</b>	48 cm	Kohler XT800 Series OHV SC	1-speed	<b>624.17</b>	<b>749.00</b>
<b>MB 650 V</b>	48 cm	Kohler XT800 Series OHV SC	Vario	<b>665.83</b>	<b>799.00</b>
<b>MB 650 VR*</b>	48 cm	B&S 675 Series RS	Vario/rear roller	<b>791.67</b>	<b>950.00</b>

Manufacturer's recommended retail price

B&S = Briggs & Stratton, RS = ReadyStart, SC = SmartChoke, OHV = overhead valves

\*2016 model with rear roller, model appearance and features differ from the 2017 models featured.

**MORE INFORMATION ON THE PRODUCT RANGE CAN BE FOUND FROM PAGE 54 AND ON ENVIRONMENTALLY FRIENDLY FUELS AND LUBRICANTS ON PAGE 59.**



01 Mono-comfort handlebar for **simple operation** and super soft grip for **comfort**

5 year warranty\*



02 **Easy-to-operate**, spring-loaded central **cutting height adjustment** with 7 settings

03 **Special multi-blade with target** bending zone.

04 Durable **die-cast aluminium housing**

05 **Powerful Kohler XT engine** with SmartChoke function for easy starting

## MB 650 V



### Mono-comfort handlebar



**Mulching kit:** Lawn mower transforms into a mulching mower in just a few steps (mulching kit included as standard).



**Individually adjustable handlebar:** The handlebar can be set in three different positions to suit your body height.

\* Subject to terms and conditions. See page 106 or contact your local VIKING Approved Dealer for further information.



## 6 SERIES PETROL MOWERS

### TOP CUTTING PERFORMANCE.

With their large cutting widths and a choice of powerful engines, the 6 Series gets large lawns into shape quickly and easily. It not only offers sturdy components, but also smooth running characteristics and excellent operating comfort. Both models are fitted with Vario drive and the ergonomic mono-comfort handlebar as standard, making mowing large lawns quick and effortless. The MB 655 VS is fitted with an innovative blade brake clutch (BBC) system, this time saving feature allows the grass box to be emptied without ever having to stop the engine. For piece of mind, the blade brake clutch system also helps to protect the crankshaft against damage from objects hidden within the grass.



**MB 655 V**

Model	Cutting width	Engine type	Equipment	Price excl. VAT (£)	Price incl. VAT (£)
<b>MB 655 V</b>	53 cm	Kohler XT800 Series OHV SC	Vario	<b>832.50</b>	<b>999.00</b>
<b>MB 655 VS</b>	53 cm	B&S 750 Series DOV RS	Vario/BBC	<b>915.83</b>	<b>1099.00</b>
<b>MB 655 VR*</b>	53 cm	B&S 750 Series DOV RS	Vario/rear roller	<b>937.50</b>	<b>1125.00</b>

Manufacturer's recommended retail price

B&S = Briggs & Stratton, RS = ReadyStart, BBC = blade brake clutch, SC = SmartChoke, OHV/DOV = overhead valves  
\*2016 model with rear roller, model appearance and features differ from the 2017 models featured.

**MORE INFORMATION ON THE PRODUCT RANGE CAN BE FOUND FROM PAGE 54 AND ON ENVIRONMENTALLY FRIENDLY FUELS AND LUBRICANTS ON PAGE 59.**

**01** 3-setting **height-adjustable handlebar** for an optimal working position, **foldable** for easy transport and cleaning

5 year warranty\*



**02** **Powerful** Briggs & Stratton engine

**03** **Central cutting height adjustment** with seven settings, spring-loaded and easy to operate, with cutting height indicator

**04** **Blade brake clutch (BBC)** with integrated crankshaft protection

**05** **Large wheels** with high quality ball bearings and excellent traction

## MB 655 VS



### Mono-comfort handlebar



**Durable die-cast aluminium housing:** Polymer side bumpers provide the housing with additional protection when mowing along walls and edges. If they are worn, they can easily be replaced with new ones.



The **blade brake clutch (BBC)** with integrated crankshaft protection makes it possible to empty the grass catcher box without having to stop the engine and reliably protects the engine against damage to the crankshaft.

\* Subject to terms and conditions. See page 106 or contact your local VIKING Approved Dealer for further information.



7 SERIES

## BUILT FOR PROFESSIONALS.

Reliable and durable

Easy operation and maintenance

Innovative hybrid housing

Low vibration





## 7 SERIES PETROL MOWERS

### INNOVATIVE DETAILS FOR PROFESSIONAL PERFORMANCE.

The 7 Series is available in two versions: the MB 756 YC with powerful hydrostatic drive or the MB 756 GS with professional 3-speed gearing. The mono-comfort handlebar on the MB 756 YC makes emptying the grass catcher box quick and simple. Both models feature anti-vibration elements, which minimise fatigue while working. They also feature a robust magnesium deck with a replaceable inner housing made from impact-resistant polymer. The VIKING developed, patented blade brake clutch (BBC) with integrated crankshaft protection, allows the grass catcher box to be emptied without having to stop the engine and protects against damage to the crankshaft.

#### MB 756 GS



Model	Cutting width	Engine type	Equipment	Price excl. VAT (£)	Price incl. VAT (£)
MB 756 GS	54 cm	Kawasaki FJ 180 V KAI OHV	3-speed/BBC	1208.33	1450.00
MB 756 YC	54 cm	Kawasaki FJ 180 V KAI OHV	Hydrostatic drive/BBC/mono-comfort handlebar	1533.33	1840.00

Manufacturer's recommended retail price  
BBC = blade brake clutch, OHV = overhead valves

**MORE INFORMATION ON THE PRODUCT RANGE CAN BE FOUND FROM PAGE 54 AND ON ENVIRONMENTALLY FRIENDLY FUELS AND LUBRICANTS ON PAGE 59.**

- 01 High-torque **hydrostatic drive** for variable speed control
- 02 Large-volume **80-litre fabric grass catcher bag** with level indicator and anti-dust protection
- 03 Wheels with **aluminium rims and rubber tyres** (at rear with traction pattern for extra grip)
- 04 Robust, smooth **cutting height adjustment** (wheel-based)
- 05 **Powerful Kawasaki engine** with fuel tap and large air and oil filter, high-torque, smooth-running and durable

1 year professional warranty\*



## MB 756 YC



5-YEAR PROFESSIONAL WARRANTY ON THE MONO-COMFORT HANDLE-BAR



As awarded by The Chicago Athenaeum: Museum Of Architecture and Design.



reddot award 2015 winner

### Mono-comfort handlebar



**Hybrid housing:** The inner housing made from impact-resistant polymer can simply be replaced when worn. The **exterior housing** made from magnesium with scratch-proof powder coating is lightweight, sturdy and durable.



The **special highlift blade** lifts the grass before cutting and then packing it to the grass catcher box so that the box is completely filled.



**Practical accessories: Mulching kit AMK 056.** 7 Series machines can be converted into mulching mowers using the specially shaped mulching blade and mulch insert.



**Rubber bumper:** The front bumper protects the mower from obstacles. It can also be used to tie down the machine and as a carry handle.

\* Subject to terms and conditions. See page 106 or contact your local VIKING Approved Dealer for further information.



R SERIES

## THE SPECIAL MOWERS.

For natural, sustainable lawn care

---

Time-saving, no disposal of clippings  
required

---

Mulching and side discharge mowers

---

Robust models with large cutting width





5 year  
warranty\*

## MULCHING MOWER: GIVES THE LAWN WHAT IT NEEDS FOR HEALTHY GROWTH.

For convenient and sustainable lawn care, VIKING offers a dedicated mulching mower for lawns up to 1,500 m<sup>2</sup>. A compact design and low weight make this machine simple and easy to use. Mulching saves time and money as the grass clippings do not have to be disposed of, returning valuable nutrients to the lawn.



### MB 2 RT



The specially shaped **mulching blade** cuts the grass at different heights and shreds it into fine clippings inside the housing, then the clippings are discreetly distributed over the lawn.



**Front-wheel drive:** saves effort when mowing and mulching. The mower is easy to turn, even when the drive is activated.



- 01 **Super soft grip**
- 02 Powerful **Kohler OHV petrol engine** with SmartChoke easy start system
- 03 Adjustment of **cutting height at each axle with 4 settings**
- 04 **Robust sheet steel housing**
- 05 **Handlebar is foldable** for easy transport or space-saving storage with QuickFix quickrelease handles

Model	Cutting width	Engine type	Equipment	Price excl. VAT (£)	Price incl. VAT (£)
MB 2 RT	46 cm	Kohler XT675 Series OHV SC	1-speed	391.67	470.00

Manufacturer's recommended retail price  
SC = SmartChoke, OHV = overhead valves

**MORE INFORMATION ON THE PRODUCT RANGE CAN BE FOUND FROM PAGE 54 AND ON ENVIRONMENTALLY FRIENDLY FUELS AND LUBRICANTS ON PAGE 59.**





MB 4 RTP: 1 year professional warranty\*  
MB 4 RT: 5 year warranty\*



## PREMIUM AND PROFESSIONAL MULCHING MOWERS: FOR A HEALTHY LAWN IN THE LONG TERM.

With a innovative design, robust chassis and high-quality features, the MB 4 R Series was constructed for excellent mulching results: Anti-vibration elements, skirt protectors, powerful engines and crankshaft protection on the professional version (MB 4 RTP). Features such as SmartChoke, double ball-bearing wheels and excellent grip make operation easy. The mowers' environmentally friendly characteristics, such as low emissions, have been awarded the renowned Nordic "Svanen" ecolabel.

- 01 Foldable and height-adjustable **comfortable soft-grip handlebar**
- 02 **Central cutting height adjustment** with 5 settings
- 03 **1-speed front-wheel drive** for fast mowing
- 04 **Practical carrying handles**, front and rear
- 05 **Engine mounting with anti-vibration elements**

### MB 4 RTP



**QuickFix quickrelease handle:** For folding down the height-adjustable handlebar on the MB 4 RT model in seconds without the use of tools.



The **crankshaft protection** on the MB 4 RTP protects the crankshaft from deformation and damage when running over tree roots, for example.

Model	Cutting width	Engine type	Equipment	Price excl. VAT (£)	Price incl. VAT (£)
MB 4 RT	53 cm	Kohler XT675 Series OHV SC	1-speed	475.00	570.00
MB 4 RTP	53 cm	Kohler XT800 Series OHV SC	1-speed	604.17	725.00

Manufacturer's recommended retail price  
SC = SmartChoke, OHV = overhead valves

**MORE INFORMATION ON THE PRODUCT RANGE CAN BE FOUND FROM PAGE 54 AND ON ENVIRONMENTALLY FRIENDLY FUELS AND LUBRICANTS ON PAGE 59.**

\* Subject to terms and conditions. See page 106 or contact your local VIKING Approved Dealer for further information.

## Overview of lawn mowers



up to approx. 800 m<sup>2</sup>

2



3



4



Model	ME 235	ME 339	ME 443
Lawn area (m <sup>2</sup> )	up to 300	up to 500	up to 600
Cutting width (cm)	33	37	41
Nominal output (W)	1,200	1,200	1,500
Cutting height (mm)	25-65	30-70	25-75
Grass catcher box (l)	30	40	55
Machine weight (kg)	13	14	20
Drive	-	-	-
Mulching function	-	☐	☐
Item number	6311 011 2402	6320 011 2402	6338 011 2402
Price excl. VAT (£)	120.83	179.17	207.50
Price incl. VAT (£)	145.00	215.00	249.00

2 3 4



max. 400 m<sup>2</sup>



Model	MA 235	MA 339 C	MA 443
Cutting width (cm)	33	37	41
Battery type	Lithium-ion COMPACT	Lithium-ion PRO	Lithium-ion PRO
Cutting height (mm)	25-65	25-70	25-75
Grass catcher box (l)	30	40	55
Machine weight (kg)	14	14	18
Mulching function	-	☐	☐
Item number	6311 011 1406	6320 011 1412	6338 011 1400
Price excl. VAT (£)	207.50	270.83	312.50
Price incl. VAT (£)	249.00	325.00	375.00



STIHL 36-volt lithium-ion batteries

STIHL charger

Recommended set	STIHL battery	STIHL charger	Lawn area (m <sup>2</sup> )*	Item number	Price excl. VAT (£)	Price incl. VAT (£)
MA 235	AK 20	AL 101	max. 200	6311 200 0001	307.50	369.00
MA 339 C	AP 200	AL 101	max. 270	-	400.00	480.00
MA 443	AP 300	AL 101	max. 400	-	493.33	592.00

The components contained in the set are also separately available, see page 59.

\* Mowing performance per battery charge **under perfect conditions**. In addition to the type of battery used, other factors such as the condition of the lawn (obstacles, geometry), grass height and moisture, working speed, mulching, etc. influence the mowing performance achieved. Recharging or using multiple batteries can improve the mowing performance.

Key ■ = standard □ = can be retrofitted - = cannot be retrofitted  
Drive: T = 1-speed V = Vario

RS = ReadyStart, B&S = Briggs & Stratton, OHV = overhead valves

Manufacturer's recommended retail price

An overview of emissions for all VIKING machines can be found on page 106.



up to approx. 1,800 m<sup>2</sup>

2

4



Model	MB 248	MB 248 T	MB 253 T	MB 443 T	MB 448 T	MB 448 TC	MB 448 VC
Lawn area (m <sup>2</sup> )	up to 1,200	up to 1,200	up to 1,800	up to 1,200	up to 1,200	up to 1,200	up to 1,200
Cutting width (cm)	46	46	51	41	46	46	46
Engine type	VIKING EVC 200	B&S 450 Series E OHV	B&S 625 Series E OHV RS	B&S 500 Series E OHV	B&S 575 Series EX OHV RS	B&S 575 Series EX OHV RS	B&S 625 Series E OHV RS
Nominal output at working speed	2.1 kW/2.8 HP 2,900 rpm	1.8 kW/2.5 HP 2,900 rpm	2.2 kW/3.0 HP 2,800 rpm	1.9 kW/2.6 HP 2,800 rpm	2.1 kW/2.8 HP 2,800 rpm	2.1 kW/2.8 HP 2,800 rpm	2.2 kW/3.0 HP 2,800 rpm
Cutting height (mm)	25-75	25-75	25-75	25-75	25-75	25-75	25-75
Grass catcher box (l)	55	55	55	55	55	55	55
Machine weight (kg)	26	27	28	25	26	27	28
Drive	-	T	T	T	T	T	V
Mulching function	-	-	-	☐	☐	☐	☐
Item number	6350 011 3406	6350 011 3415	6371 011 3411	6338 011 3410	6358 011 3410	6358 011 3420	6358 011 3450
Price excl. VAT (£)	229.17	275.00	354.17	354.17	400.00	425.00	466.67
Price incl. VAT (£)	275.00	330.00	425.00	425.00	480.00	510.00	560.00

5



up to approx. 1,200 m<sup>2</sup>



Model	MB 545 T	MB 545 VM	MB 545 VR
Lawn area (m <sup>2</sup> )	up to 1,200	up to 1,200	up to 1,200
Cutting width (cm)	43	43	43
Engine type	B&S 650 Series EXi OHV RS	B&S 650 Series EXi OHV RS	B&S 650 Series EXi OHV RS
Nominal output at working speed	2.4 kW/3.3 HP 2,800 rpm	2.4 kW/3.3 HP 2,800 rpm	2.4 kW/3.3 HP 2,800 rpm
Cutting height (mm)	25-80	25-80	20-75
Grass catcher box (l)	60	60	60
Machine weight (kg)	29	30	30
Drive	T	V	V
Mulching function	☐	■	-
Item number	6340 011 3406	6340 011 3431	6340 011 3461
Price excl. VAT (£)	450.00	525.00	583.33
Price incl. VAT (£)	540.00	630.00	700.00

Manufacturer's recommended retail price



Overview of  
lawn mowers

6



up to approx. 2,000 m<sup>2</sup>



Model	MB 650 T	MB 650 V	MB 650 VR
Lawn area (m <sup>2</sup> )	up to 2,000	up to 2,000	up to 2,000
Cutting width (cm)	48	48	48
Engine type	Kohler XT800 Series OHV SC	Kohler XT800 Series OHV SC	B&S 675 Series RS
Nominal output at working speed	2.6 kW/3.5 HP 2,800 rpm	2.6 kW/3.5 HP 2,800 rpm	2.5 kW/3.4 HP 2,800 rpm
Cutting height (mm)	25-85	25-85	20-75
Grass catcher box (l)	70	70	75
Machine weight (kg)	46	46	43
Drive	T	V	V
Mulching function	■	■	-
Item number	6364 011 3440	6364 011 3400	6360 011 3481
Price excl. VAT (£)	624.17	665.83	791.67
Price incl. VAT (£)	749.00	799.00	950.00

6



up to approx. 2,500 m<sup>2</sup>



Model	MB 655 V	MB 655 VS	MB 655 VR
Lawn area (m <sup>2</sup> )	up to 2,500	up to 2,500	up to 2,500
Cutting width (cm)	53	53	53
Engine type	Kohler XT800 Series OHV SC	B&S 750 Series DOV RS	B&S 750 Series DOV RS
Nominal output at working speed	2.6 kW/3.5 HP 2,800 rpm	2.5 kW/3.4 HP 2,800 rpm	2.5 kW/3.4 HP 2,800 rpm
Cutting height (mm)	25-85	25-85	20-75
Grass catcher box (l)	70	70	75
Machine weight (kg)	47	49	43
Drive	V	V	V
Mulching function	■	■	-
Item number	6374 011 3400	6374 011 3410	6375 011 3480
Price excl. VAT (£)	832.50	915.83	937.50
Price incl. VAT (£)	999.00	1099.00	1125.00

Manufacturer's recommended retail price

An overview of emissions for all VIKING machines can be found on page 106.



up to approx. 3,000 m<sup>2</sup>



up to approx. 1,500 m<sup>2</sup>



Model	MB 756 GS	MB 756 YC	MB 2 RT
Lawn area (m <sup>2</sup> )	up to 3,000	up to 3,000	up to 1,500
Cutting width (cm)	54	54	46
Engine type	Kawasaki FJ 180 V KAI OHV	Kawasaki FJ 180 V KAI OHV	Kohler XT675 Series OHV SC
Nominal output at working speed	2.9 kW/3.9 HP 2,800 rpm	2.9 kW/3.9 HP 2,800 rpm	2.2 kW/3.0 HP 2,800 rpm
Cutting height (mm)	25–90	25–90	28–85
Grass catcher box (l)	80	80	–
Machine weight (kg)	59	60	29
Drive	G	Y	T
Mulching function	□	□	■
Item number	6378 011 3410	6378 011 3420	6357 011 3411
Price excl. VAT (£)	1208.33	1533.33	391.67
Price incl. VAT (£)	1450.00	1840.00	470.00

KOHLER

Kawasaki



up to approx. 2,500 m<sup>2</sup>



Model	MB 4 RT	MB 4 RTP
Lawn area (m <sup>2</sup> )	up to 2,500	up to 2,500
Cutting width (cm)	53	53
Engine type	Kohler XT675 Series OHV SC	Kohler XT800 Series OHV SC
Nominal output at working speed	2.2 kW/3.0 HP 2,800 rpm	2.6 kW/3.5 HP 2,800 rpm
Cutting height (mm)	30–70	30–70
Machine weight (kg)	35	44
Drive	T	T
Mulching function	■	■
Item number	6383 011 3410	6383 011 3421
Price excl. VAT (£)	475.00	604.17
Price incl. VAT (£)	570.00	725.00

Manufacturer's recommended retail price

**Key** ■ = standard  
□ = can be retrofitted  
– = cannot be retrofitted

Drive: G = 3-speed  
T = 1-speed  
V = Vario  
Y = Hydrostatic  
S = Blade brake clutch

RS = ReadyStart, SC = SmartChoke  
B&S = Briggs & Stratton, OHV/DOV = overhead valves

## ACCESSORIES, FUEL AND LUBRICANTS: TO KEEP EVERYTHING RUNNING SMOOTHLY.

In addition to many practical accessories, a special selection of ideally suited fuels and lubricants are available for VIKING lawn mowers, including the environmentally friendly MotoPlus petrol mixture.

Accessories	Item number	Description	Price excl. VAT (£)	Price incl. VAT (£)
<b>Kit 339</b>	6909 007 1080	Mulching kit (multi-blade and mulch insert), to fit all 3 Series models with 37 cm cutting width	<b>26.67</b>	<b>32.00</b>
<b>AMK 043</b>	6909 007 1027	Mulching kit (multi-blade and mulch insert), to fit all 4 Series models with 41 cm cutting width	<b>29.17</b>	<b>35.00</b>
<b>AMK 045</b>	6909 007 1046	Mulching kit (multi-blade and mulch insert), to fit all 5 Series models (except MB 545 VR)	<b>33.33</b>	<b>40.00</b>
<b>AMK 048</b>	6909 007 1028	Mulching kit (multi-blade and mulch insert), to fit all 4 Series models with 46 cm cutting width	<b>33.33</b>	<b>40.00</b>
<b>AMK 056</b>	6909 007 1005	Mulching kit, to fit all 7 Series models with 54 cm cutting width	<b>37.50</b>	<b>45.00</b>
<b>AP 200</b>	4850 400 6530	STIHL Lithium-Ion PRO battery, 151 Wh, 36 V and 4.2 Ah	<b>104.75</b>	<b>125.00</b>
<b>AP 300</b>	4850 400 6540	STIHL Lithium-Ion PRO battery, 227 Wh, 36 V and 6.3 Ah	<b>155.83</b>	<b>187.00</b>
<b>AL 101</b>	4850 430 2524	Standard charger for STIHL lithium-ion batteries	<b>25.00</b>	<b>30.00</b>
<b>AL 300</b>	4850 430 5504	Quick charger for STIHL lithium-ion batteries	<b>58.33</b>	<b>70.00</b>
<b>AL 500</b>	4850 430 5704	Super quick charger for STIHL lithium-ion batteries	<b>100.00</b>	<b>120.00</b>
<b>AK 20</b>	4520 400 6503	STIHL Lithium-Ion COMPACT battery (for MA 235	<b>75.00</b>	<b>90.00</b>
<b>AK 30</b>	4520 400 6512	STIHL Lithium-Ion COMPACT battery (for MA 235), 184 Wh, 36 V, 5.2 Ah	<b>100.00</b>	<b>120.00</b>
<b>ACK 050</b>	6909 007 1007	High-lift blade for the 6 Series, cutting width 48 cm	<b>20.83</b>	<b>25.00</b>
<b>ACK 055</b>	6909 007 1008	High-lift blade for the 6 Series, cutting width 53 cm	<b>22.50</b>	<b>27.00</b>
<b>Disc Cut</b>	6909 700 5106	Disc with four flexibly mounted blades (Ø 48 cm), to fit MB 3 RT	<b>37.50</b>	<b>45.00</b>
<b>APO 030</b>	0000 647 0201	Fuel suction pump, suitable for all petrol models	<b>19.58</b>	<b>23.50</b>

**VIKING ENGINE OILS:** As with all VIKING products, we ensure the highest quality, based on comprehensive expertise and years of experience. We use only the finest base oils and additives, ideal for use in gardening applications. Our engine oils ensure perfect lubrication and low consumption when used in conjunction with VIKING gardening power tools.



**VIKING MOTOPLUS:** Specially developed for small engines, this petrol is virtually benzene-free and therefore protects the environment. In addition, it protects the engine. The largely smoke-free combustion protects the valves and pistons, increasing service life and performance. VIKING MotoPlus can also be stored for up to 5 years without impairing quality.



Fuel and lubricants	Item number	Description	Price excl. VAT (£)	Price incl. VAT (£)
<b>Engine oil</b>	0781 309 0011	VIKING SAE 30 engine oil (0.6 l bottle)	<b>3.33</b>	<b>4.00</b>
<b>Engine oil</b>	0781 309 0012	VIKING SAE 30 engine oil (1.4 l bottle)	<b>6.25</b>	<b>7.50</b>
<b>MotoPlus<sup>1</sup></b>	7009 874 0102	VIKING machinery petrol for 4-stroke engines, benzene-free (1 l canister)	<b>3.75</b>	<b>4.50</b>
<b>MotoPlus<sup>1</sup></b>	7009 874 0101	VIKING machinery petrol for 4-stroke engines, benzene-free (5 l canister)	<b>15.83</b>	<b>19.00</b>

Manufacturer's recommended retail price

<sup>1</sup> reusable container = suitable for the STIHL filling system

# WHICH MOWER IS THE RIGHT ONE FOR YOU?

## 1. HOW LARGE IS THE LAWN YOU WOULD LIKE TO MOW?


VIKING ride-on mowers offer the right cutting width and mowing performance for large lawns. The compact and manoeuvrable R4 Series ride-on mower is ideal for lawns up to approx. 4,000 m<sup>2</sup>. The T5 Series and the T4 Series side-discharge tractors are recommended for lawns up to approx. 8,000 m<sup>2</sup>. The T6 Series can cover as much as 10,000 m<sup>2</sup>.

## 2. WHAT IS THE TERRAIN LIKE?

If the lawn has several bushes and trees and if the space between beds is tight, we recommend our streamline R4 Series ride-on mowers. The side discharge T4 tractors are extremely manoeuvrable as there is no grass catcher box. Extensive lawns where speed, maximum cutting performance and ride comfort are required will be more suited to the T5 and T6 Series lawn tractors.

## 3. WHAT EQUIPMENT DO YOU REQUIRE?

All mowers feature single-pedal self-propulsion, forward/reverse drive switching, hydrostatic drive and electromagnetic mowing deck activation. Mowers with efficient 2-cylinder engines are even more powerful. Look out for accessory options such as the grass deflector or the practical tilting trailer.



## EXPLANATION OF SYMBOLS AND ABBREVIATIONS

### Explanation of model designations

C = Comfort equipment  
L = Luxury equipment  
(e.g. cruise control)  
S = Side discharge  
X = Standard model  
Z = B&S 2-cylinder engine

### Further explanations

OHV = Overhead valves

### Explanation of symbols

□ = can be retrofitted  
■ = standard  
- = cannot be retrofitted

Weight specifications, unless otherwise stated, relate to the net machine weight excluding fuel and lubricant (petrol, oil).



## R4 SERIES

# COMPACT AND EASY TO OPERATE.

Streamline and manoeuvrable  
ride-on mower

Clearly arranged and easy to operate

Compact design, excellent mowing  
performance

Ideal for confined areas







## R4 SERIES

# SPEEDY NUMBER: MAKING MOWING FUN.

The agile VIKING ride-on mower ensures excellent mowing performance. Thanks to its extremely simple operation, it mows large lawns quickly and comfortably. In confined areas, this extremely manoeuvrable mower can be steered precisely around trees and bushes. The open forward view allows for easy navigation. The slimline design is complemented with the best possible ergonomics. Our engineers have thought of everything to make lawn mowing a more relaxing experience. The new MR 4082 also features a new engine with 16% more power compared with the previous model.

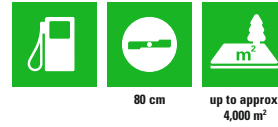
Model	Cutting width	Engine type	Equipment	Price excl. VAT (£)	Price incl. VAT (£)
MR 4082	80 cm	VIKING EVC 4000	Hydrostatic drive	2295.83	2755.00

Manufacturer's recommended retail price

**MORE INFORMATION ON THE PRODUCT RANGE CAN BE FOUND FROM PAGE 80.**

01 **Adjustable driver's seat**, without the use of tools

5 year warranty\*



02 **Electromagnetic blade clutch** for simple blade activation

03 Single-pedal wheel drive with **innovative forward/reverse drive switching**

04 Multi-function steel mowing deck with **catching management system** for maximum cutting width

05 **250-litre grass catcher box** can be easily emptied from the driver's seat



MR 4082

ACCESSORIES



Emptying made easy: The **grass catcher box** can be emptied effortlessly from the driver's seat.



It couldn't be more simple: The **hand lever** is used to comfortably switch between forward and reverse gear.



Perfect seat position for almost every user height: The seat can be adjusted **quickly and without the use of tools**.



The **extremely small turning circle** is ideal for gardens with many trees and bushes. The compact design and unobstructed forward view ensure a high degree of manoeuvrability.

\* Subject to terms and conditions. See page 106 or contact your local VIKING Approved Dealer for further information.



T4 SERIES

## POWERING AHEAD.

Compact side discharge lawn tractor

Time-saving mowing without grass catcher box

Powerful, with excellent mowing performance

Highly manoeuvrable





## T4 SERIES

# HANDY HELPERS: TOP-PERFORMING TRACTORS.

Working with a lawn tractor couldn't be more convenient. Side discharge mowers are perfectly suited to areas of lawn that do not require the grass to be collected. The T4 lawn tractors are designed to process larger volumes of grass and distribute the cuttings evenly over the lawn, saving time and effort as there is no grass box to empty. The compact design shows off the sporty character of the T4 Series lawn tractors while simple operation helps you finish the job quickly. Select forward or reverse and control your speed with the one single pedal for easy manoeuvring and parking. Powerful 1 or 2-cylinder engines complete the package.

Model	Cutting width	Engine type	Equipment	Price excl. VAT (£)	Price incl. VAT (£)
MT 4097 SX	95 cm	B&S 3130 Series PowerBuilt OHV	Hydrostatic drive	1908.33	2290.00
MT 4112 S	110 cm	B&S 4175 Series Intek OHV	Hydrostatic drive	2191.67	2630.00

Manufacturer's recommended retail price  
B&S = Briggs & Stratton, OHV = overhead valves

**MORE INFORMATION ON THE PRODUCT RANGE CAN BE FOUND FROM PAGE 80.**

- 01 **Electromagnetic blade clutch** for comfortable mowing deck activation
- 02 Single-pedal wheel drive with **patented forward/reverse drive switching**
- 03 Mowing deck with practical **side discharge**
- 04 **Large, lawn-protecting treaded tyres** for good traction
- 05 **7-setting cutting height adjustment**, spring-loaded

5 year warranty\*



MT 4112 S


ACCESSORIES  
ON PAGE 81



The variable **hydrostatic drive** is so simple to use and very similar to an automatic transmission.



The **integral trailer hitch** ensures simple mounting of attachments (e.g. tilting trailer PICK UP 300).



Time-saving **mowing with side discharge**: No grass catcher box needs to be emptied, large areas can be completed in a single operation.

\* Subject to terms and conditions. See page 106 or contact your local VIKING Approved Dealer for further information.



T5 SERIES

## FASCINATION AND PERFECTION.

Lawn tractor with outstanding mowing performance

Accurate cut, sophisticated ergonomics

Superior driving comfort

Available with 1 or 2 cylinder engine





## T5 SERIES

# PREPARE TO BE IMPRESSED.

The T5 Series shows that comfort and performance are not just reserved for top of the range models. T5 lawn tractors combine quality components, reliability and innovative technology to make lawn mowing enjoyable. Excellent cutting performance and superior handling combined with a comfortable drive and easy operation make the T5 Series a pleasure to use. All controls are within easy reach; a forward/reverse drive switching lever by the steering wheel, cutting height adjustment, blade clutch and bow handle for effortless emptying of the grass catcher box. The single-pedal operation and direct steering make driving, manoeuvring and mowing simple. The MT 5097 Z model also features a powerful 2-cylinder engine.

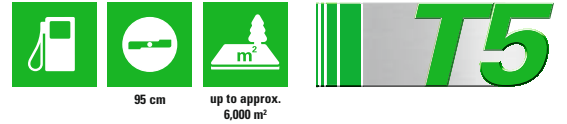
Model	Cutting width	Engine type	Equipment	Price excl. VAT (£)	Price incl. VAT (£)
MT 5097 C	95 cm	B&S 4155 Series Intek OHV	Hydrostatic drive	2687.50	3225.00
MT 5097 Z	95 cm	B&S 7160 Series Intek OHV (2-cyl.)	Hydrostatic drive	3208.33	3850.00

Manufacturer's recommended retail price  
B&S = Briggs & Stratton, OHV = overhead valves

**MORE INFORMATION ON THE PRODUCT RANGE CAN BE FOUND FROM PAGE 80.**

- 01 **Spring-loaded, adjustable driver's seat** for all heights
- 02 **Twin-blade mowing deck** with 95 cm cutting width and **catching system** for the precise cutting of lawn edges
- 03 **Large, lawn-protecting treaded tyres** for good traction
- 04 **Patented, simple to use single-pedal drive** with hydrostatic gearbox
- 05 **Electromagnetic blade clutch**, simply push the switch to engage the blades

5 year warranty\*



## MT 5097 Z



**ACCESSORIES**  
ON PAGE 81



reddot award 2014  
winner



The easy-to-clean "dumper-design" **grass catcher box** can be emptied effortlessly from the driver's seat by means of a lever.



The lever for the innovative **forward/reverse drive** is conveniently located on the left, next to the steering wheel.



The **grass catching system** on both sides of the mowing deck helps to catch grass right at the edge of the deck and guides them towards the blades.



The **2-blade system** with angled blades provides a neat and clean cutting pattern.

\* Subject to terms and conditions. See page 106 or contact your local VIKING Approved Dealer for further information.





T6 SERIES

## TOP PERFORMANCE WITH WIDE APPEAL.

Lawn tractor with excellent mowing performance

Cutting width up to 125 cm

Excellent driving and operating comfort

Extensive equipment





## T6 SERIES

# PRECISION IN EVERY SINGLE STEP.

VIKING's top of the range models are synonymous with a precise and high quality cut. Even under more difficult conditions the high blade speed ensures a perfect cutting pattern. The efficient deck design means the grass is cut quickly with cutting widths of up to 125 cm. To make things even easier the grass catcher box can be emptied effortlessly without ever having to leave the seat. The T6 offers superior driving and handling characteristics while features such as a simple hand lever for switching between forward/reverse drive, ergonomic control panel and the small turning circle make mowing easy and highly efficient. With their sporty design, the T6 models are eye catching too.

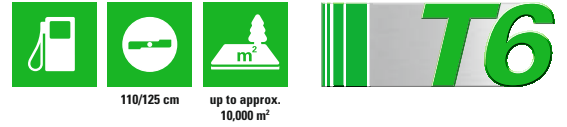
Model	Cutting width	Engine type	Equipment	Price excl. VAT (£)	Price incl. VAT (£)
MT 6112 C	110 cm	B&S 4175 Series Intek OHV	Hydrostatic drive	3379.17	4055.00
MT 6112 ZL	110 cm	B&S 7160 Series Intek OHV (2-cyl.)	Hydrostatic drive	3916.67	4700.00
MT 6127 ZL	125 cm	B&S 8240 Series Intek OHV (2-cyl.)	Hydrostatic drive	4312.50	5175.00

Manufacturer's recommended retail price  
B&S = Briggs & Stratton, OHV = overhead valves

**MORE INFORMATION ON THE PRODUCT RANGE CAN BE FOUND FROM PAGE 80.**

- 01 Control panel with **LCD display and cruise control**
- 02 Single-pedal wheel drive with **patented forward/reverse drive switching**
- 03 **Powerful 2-cylinder OHV engine**
- 04 Large **350-litre grass catcher box**
- 05 **Electromagnetic blade clutch**, simply push the switch to engage the blades

5 year warranty\*



## MT 6127 ZL



As awarded by The Chicago Athenaeum: Museum Of Architecture and Design.



reddot award 2014 winner

**ACCESSORIES**  
ON PAGE 81



### Synchronous mowing deck:

The grass feed to the ejection chute is optimised by the synchronised rotation of the blades, which are offset by 90° for an even, more attractive cutting pattern.



**LCD display** for displaying the following functions: operating hours, battery voltage, grass catcher box ready, fuel tank filling level, time to empty grass catcher box, mowing deck activation, cruise control.



**Operation made easy:** The low step on height, ample legroom, adjustable seat, easy refuelling and the separate drive pedal and brake are designed to make work pleasant and easy.

\* Subject to terms and conditions. See page 106 or contact your local VIKING Approved Dealer for further information.

Overview of ride-on mowers

**R4**



up to approx.  
4,000 m<sup>2</sup>



<b>Model</b>	<b>MR 4082</b>
<b>Lawn area (m<sup>2</sup>)</b>	up to 4,000
<b>Cutting width (cm)</b>	80
<b>Engine type</b>	VIKING EVC 4000
<b>Nominal output at working speed</b>	<b>7.6 kW/10.3 HP</b> 2,700 rpm
<b>Cutting height (mm)</b>	35-90
<b>Grass catcher box (l)</b>	250
<b>Weight (kg)</b>	197
<b>Machines (L/W/H in cm)</b>	213 x 90 x 118
<b>Gearbox</b>	Hydrostatic
<b>Drive</b>	Infinitely variable
<b>Front wheels (inches)</b>	13 x 5.00-6
<b>Rear wheels (inches)</b>	16 x 6.50-8
<b>Mulching function</b>	<input type="checkbox"/>
<b>Item number</b>	6140 200 0003
<b>Price excl. VAT (£)</b>	<b>2295.83</b>
<b>Price incl. VAT (£)</b>	<b>2755.00</b>

**T4**



up to approx.  
8,000 m<sup>2</sup>



<b>Model</b>	<b>MT 4097 SX</b>	<b>MT 4112 S</b>
<b>Lawn area (m<sup>2</sup>)</b>	up to 6,000	up to 8,000
<b>Cutting width (cm)</b>	95	110
<b>Engine type</b>	B&S 3130 Series PowerBuilt OHV	B&S 4175 Series Intek OHV
<b>Nominal output at working speed</b>	<b>7.2 kW/9.8 HP</b> 3,100 rpm	<b>9.4 kW/12.8 HP</b> 2,800 rpm
<b>Cutting height (mm)</b>	35-90	35-90
<b>Grass catcher box (l)</b>	-	-
<b>Weight (kg)</b>	197	209
<b>Machines (L/W/H in cm)</b>	187 x 116 x 116	191 x 132 x 116
<b>Gearbox</b>	Hydrostatic	Hydrostatic
<b>Drive</b>	Infinitely variable	Infinitely variable
<b>Front wheels (inches)</b>	15 x 6.00-6	15 x 6.00-6
<b>Rear wheels (inches)</b>	18 x 8.50-8	18 x 8.50-8
<b>Mulching function</b>	<input type="checkbox"/>	<input type="checkbox"/>
<b>Part number</b>	6165 200 0005	6165 200 0006
<b>Price excl. VAT (£)</b>	<b>1908.33</b>	<b>2191.67</b>
<b>Price incl. VAT (£)</b>	<b>2290.00</b>	<b>2630.00</b>

**T5**



up to approx.  
8,000 m<sup>2</sup>



<b>Model</b>	<b>MT 5097 C</b>	<b>MT 5097 Z</b>
<b>Lawn area (m<sup>2</sup>)</b>	up to 6,000	up to 6,000
<b>Cutting width (cm)</b>	95	95
<b>Engine type</b>	B&S 4155 Series Intek OHV	B&S 7160 Series Intek OHV (2-cyl.)
<b>Nominal output at working speed</b>	<b>8.2 kW/11.1 HP</b> 2,750 rpm	<b>8.7 kW/11.8 HP</b> 2,750 rpm
<b>Cutting height (mm)</b>	30-100	30-100
<b>Grass catcher box (l)</b>	250	250
<b>Weight (kg)</b>	231	236
<b>Machines (L/W/H in cm)</b>	242 x 101 x 116	242 x 101 x 116
<b>Gearbox</b>	Hydrostatic	Hydrostatic
<b>Drive</b>	Infinitely variable	Infinitely variable
<b>Cruise control</b>	-	-
<b>LCD display</b>	-	-
<b>Front wheels (inches)</b>	15 x 6.00-6	15 x 6.00-6
<b>Rear wheels (inches)</b>	18 x 8.50-8	18 x 8.50-8
<b>Mulching function</b>	<input type="checkbox"/>	<input type="checkbox"/>
<b>Item number</b>	6160 200 0013	6160 200 0014
<b>Price excl. VAT (£)</b>	<b>2687.50</b>	<b>3208.33</b>
<b>Price incl. VAT (£)</b>	<b>3225.00</b>	<b>3850.00</b>

**T6**



up to approx.  
10,000 m<sup>2</sup>



<b>Model</b>	<b>MT 6112 C</b>	<b>MT 6112 ZL</b>	<b>MT 6127 ZL</b>
<b>Lawn area (m<sup>2</sup>)</b>	up to 8,000	up to 8,000	up to 10,000
<b>Cutting width (cm)</b>	110	110	125
<b>Engine type</b>	B&S 4175 Series Intek OHV	B&S 7160 Series Intek OHV (2-cyl.)	B&S 8240 Series Intek OHV (2-cyl.)
<b>Nominal output at working speed</b>	<b>8.7 kW/11.8 HP</b> 2,550 rpm	<b>8.7 kW/11.8 HP</b> 2,700 rpm	<b>14.7 kW/20.0 HP</b> 3,000 rpm
<b>Cutting height (mm)</b>	30-100	30-110	30-110
<b>Grass catcher box (l)</b>	350	350	350
<b>Weight (kg)</b>	247	263	269
<b>Machines (L/W/H in cm)</b>	260 x 117 x 116	260 x 117 x 118	260 x 132 x 118
<b>Gearbox</b>	Hydrostatic	Hydrostatic	Hydrostatic
<b>Drive</b>	Infinitely variable	Infinitely variable	Infinitely variable
<b>Cruise control</b>	-	■	■
<b>LCD display</b>	■	■	■
<b>Front wheels (inches)</b>	15 x 6.00-6	16 x 7.50-8	16 x 7.50-8
<b>Rear wheels (inches)</b>	18 x 8.50-8	20 x 10.00-8	20 x 10.00-8
<b>Mulching function</b>	<input type="checkbox"/>	<input type="checkbox"/>	<input type="checkbox"/>
<b>Item number</b>	6170 200 0014	6170 200 0015	6170 200 0016
<b>Price excl. VAT (£)</b>	<b>3379.17</b>	<b>3916.67</b>	<b>4312.50</b>
<b>Price incl. VAT (£)</b>	<b>4055.00</b>	<b>4700.00</b>	<b>5175.00</b>



Tilting trailer  
PICK UP 300



Covering hood  
AAH 300



Mulching kit  
AMK 097



Garden roller  
AGW 098



Deflector  
ADF 500

## ACCESSORIES

	Designation	Item number	R4	T4	T5	T6				Price excl. VAT (€)	Price incl. VAT (€)	
Covering hood	AAH 200	6907 900 3505	<input type="checkbox"/>	<input type="checkbox"/>	<input type="checkbox"/>	-	-	-	-	-	79.17	95.00
Covering hood	AAH 300	6907 700 2100	-	-	-	<input type="checkbox"/>	<input type="checkbox"/>	<input type="checkbox"/>	<input type="checkbox"/>	<input type="checkbox"/>	93.33	112.00
Tilting trailer, 150 l	PICK UP 300	6907 730 5002	<input type="checkbox"/>	<input type="checkbox"/>	<input type="checkbox"/>	<input type="checkbox"/>	<input type="checkbox"/>	<input type="checkbox"/>	<input type="checkbox"/>	<input type="checkbox"/>	204.17	245.00
Float charger	ACB 010	6907 430 2501	<input type="checkbox"/>	<input type="checkbox"/>	<input type="checkbox"/>	<input type="checkbox"/>	<input type="checkbox"/>	<input type="checkbox"/>	<input type="checkbox"/>	<input type="checkbox"/>	35.00	42.00
Mulching kit 80 cm <sup>2</sup>	AMK 082	6907 007 1023	<input type="checkbox"/>	-	-	-	-	-	-	-	75.00	90.00
Mulching kit 95 cm <sup>3</sup>	AMK 097	6907 007 1026	-	-	-	<input type="checkbox"/>	<input type="checkbox"/>	-	-	-	51.67	62.00
Mulching kit 95 cm <sup>3</sup>	AMK 097 S	6907 007 1011	-	<input type="checkbox"/>	-	-	-	-	-	-	30.83	37.00
Mulching kit 110 cm <sup>3</sup>	AMK 112 S	6907 007 1013	-	-	<input type="checkbox"/>	-	-	-	-	-	30.83	37.00
Mulching kit 110 cm + 125 cm <sup>3</sup>	AMK 127	6907 007 1031	-	-	-	-	-	<input type="checkbox"/>	<input type="checkbox"/>	<input type="checkbox"/>	54.17	65.00
Garden roller	AGW 098	6907 760 3600	<input type="checkbox"/>	<input type="checkbox"/>	<input type="checkbox"/>	<input type="checkbox"/>	<input type="checkbox"/>	<input type="checkbox"/>	<input type="checkbox"/>	<input type="checkbox"/>	178.33	214.00
Deflector	ADF 400	6907 760 6925	<input type="checkbox"/>	-	-	-	-	-	-	-	57.50	69.00
Deflector	ADF 500	6907 760 6930	-	-	-	<input type="checkbox"/>	<input type="checkbox"/>	<input type="checkbox"/>	<input type="checkbox"/>	<input type="checkbox"/>	43.33	52.00
Diagnostic charger	ADL 012	6907 430 2506	<input type="checkbox"/>	<input type="checkbox"/>	<input type="checkbox"/>	<input type="checkbox"/>	<input type="checkbox"/>	<input type="checkbox"/>	<input type="checkbox"/>	<input type="checkbox"/>	43.33	52.00
Bumper <sup>1</sup>	AST 062	6907 760 7300	-	<input type="checkbox"/>	-	-	-	-	-	-	43.33	52.00
Fuel suction pump	APO 030	0000 647 0201	<input type="checkbox"/>	<input type="checkbox"/>	<input type="checkbox"/>	<input type="checkbox"/>	<input type="checkbox"/>	<input type="checkbox"/>	<input type="checkbox"/>	<input type="checkbox"/>	19.58	23.50

Manufacturer's recommended retail price

An overview of emissions for all VIKING machines can be found on page 106.

<sup>1</sup> Bumper already standard on all models except MT 4097 SX.

<sup>2</sup> Includes mulching blade and plug

<sup>3</sup> Includes mulching plug

MR 4082  
MT 4097 SX  
MT 4112 S  
MT 5097 C  
MT 5097 Z  
MT 6112 C  
MT 6112 ZL  
MT 6127 ZL



**Key**  
■ = standard  
□ = can be retrofitted  
- = cannot be retrofitted

C = Comfort (more powerful engine)  
L = Luxury equipment (e.g. cruise control)  
S = Side discharge  
X = Standard model  
Z = 2-cylinder

B&S = Briggs & Stratton  
OHV = Overhead valves



PETROL  
LAWN SCARIFIERS

## REFRESH YOUR LAWN.

Simple blade activation

Working depth adjustment on the handlebar

Robust polymer housing





PETROL  
LAWN SCARIFIERS

**DO SOMETHING GOOD  
FOR YOUR LAWN.**

The VIKING LB 540 ensures your lawn receives the air, water and nutrients it requires for dense growth and a lush green colour. Weeds, moss, old clippings and widespread lawn thatch are removed from the grass when scarifying. The turf is scored vertically in order to ensure good aeration and to bring nutrients and water down to the roots. The working depth can be easily adjusted using the rotary handle on the handlebar, without the need to bend over. It's double ball-bearing wheels make it easy to manoeuvre. Blade activation is extremely simple via the large control on the handlebar. The foldable handlebar enables the lawn scarifier to be stored without taking up too much space. The AFK 050 grass catcher bag has a volume of 50 litres and is available as an accessory.



Model	Item number	Engine type	Working width	Weight	Working depth range	Price excl. VAT (£)	Price incl. VAT (£)
LB 540	6290 011 3101	Kohler XT675 Series OHV SC	38 cm	33 kg	25 mm, 6-setting adjustment	529.17	635.00
Accessories	Item number	Description				Price excl. VAT (£)	Price incl. VAT (£)
AFK 050	6910 700 9600	Grass catcher bag with 50-litre volume, suitable for LB 540				44.17	53.00
APO 030	0000 647 0201	Fuel suction pump, suitable for all petrol models				19.58	23.50

Manufacturer's recommended retail price  
SC = SmartChoke, OHV = overhead valves

**AN OVERVIEW OF EMISSIONS FOR ALL VIKING MACHINES CAN BE FOUND ON PAGE 106.**

- 01 **Scarifying unit** control lever
- 02 **Foldable handlebar**
- 03 Reinforced **deflector flap** with rubber splash guard
- 04 Powerful Kohler OHV petrol engine with **easy start**

5 year warranty\*




Scarifiers

## LB 540



**Patented working depth adjustment:** The working depth is easily adjusted using an ergonomically shaped rotary handle.



**Sharp:** With seven fixed double blades and an adjustable working depth range with six settings, our lawn scarifiers will cultivate your lawn gently but effectively.

\* Subject to terms and conditions. See page 106 or contact your local VIKING Approved Dealer for further information.



GARDEN SHREDDERS

**SHARP AND  
WORK-HUNGRY.**

Easy operation and maintenance

Full range of shredders for different jobs

Durable thanks to high-quality materials

Great for reducing and recycling green waste





## THE RIGHT CHOICE FOR EVERY REQUIREMENT.

### 1. HOW MUCH AND WHAT KIND OF MATERIAL?

The chart on the right will help you to find a suitable garden shredder for your needs in terms of the different volumes of material to be processed. The type of shredding material is also an important factor.

### 2. DO YOU PLAN TO USE THE SHREDDER IN A NOISE-SENSITIVE AREA?

All the VIKING garden shredders are soundproofed.

### 3. IS AN ELECTRICAL POWER SUPPLY AVAILABLE?

If so, you can choose from a variety of models with electric motors. If not, machines with petrol engines are the right choice. These are listed in the selection aid on the right.

## CREATING ORDER IN THE GARDEN.



**SHREDDING:** Shredding woody and soft garden waste creates space. It provides the basis for raw materials that make the garden flourish, because the shredding material can be used as valuable mulch or composting material.



**COMPOSTING:** Correctly composted shredding material contains the nutrients that your garden plants need in order to flourish. Compost can be produced and used in any garden, provided certain rules are followed.



**NATURAL FERTILISATION:** Self-made compost is the world's oldest and most natural form of fertiliser. Freshly shredded material is ideal for mulching flower beds, in order to improve the soil structure and prevent the soil from drying out.

# WHICH SHREDDER IS THE RIGHT ONE FOR YOU?



		GE 105
		GE 150
		GE 250
		GE 355
		GB 370 S
		GB 460

## Hard shredding material



Hard shredding material includes branches, twigs and woody hedge cuttings.

## Mixed shredding material



Mixed shredding material consists of e.g. flower cuttings, vegetable and fruit remains as well as leaves and thin twigs.

## EXPLANATION OF SYMBOLS

### Abbreviations

OHV = Overhead valves  
B&S = Briggs & Stratton  
RS = ReadyStart

Weight specifications, unless otherwise stated, relate to the net machine weight excluding fuel and lubricant (petrol, oil) or cable.

### Explanation of symbols

☐ = can be retrofitted  
■ = standard  
- = cannot be retrofitted

## GO GREEN IN YOUR GARDEN



Provides useful tips for shredding, volume reduction and creating added value. Free from your VIKING approved dealer.



## CHIPPING AND SHREDDING. AN ELECTRIC SHREDDER FOR FINE RESULTS.

The GE 105 electric shredder can chip branches and twigs as well as shred soft material such as leaves or plant trimmings. Two feed openings are available, one for harder branch material and the other for softer shredding material.



### GE 105



- 01 Multi-Cut 103 blade system:** Multi-bucket tooth disc, wing blade and reversible chipping blade
- 02 Safety interlock** is provided by an electromechanical lock using two rotary switches for even greater protection
- 03 Wide chassis** for a high level of stability, **large wheels** for easy transport
- 04 Powerful electric motor**, protected by overload protection device



**Versatility:** Branch material with side shoots or twigs is fed into the machine via the cloverleaf opening; soft material via the rectangular opening.

The **Multi-Cut 103** blade unit chips branch material and thoroughly shreds soft greenery.



Model	Power	Max. branch thickness Ø	Price excl. VAT (€)	Price incl. VAT (€)
GE 105	2,200 W	up to 35 mm	250.00	300.00

Manufacturer's recommended retail price  
**MORE INFORMATION ON THE PRODUCT RANGE  
CAN BE FOUND FROM PAGE 96.**



2 year  
warranty\*



Garden shredders

## STRONG, QUALITY BUILD. THE SHREDDER WITH CLOVERLEAF OPENING.

With a powerful motor and a special blade system, the GE 150 processes thick branch material, reducing it to a small pile of wood chippings. A short, inclined feed chute and cloverleaf opening make feeding easy and effortless.

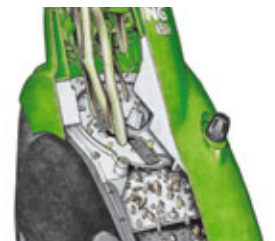
### GE 150



- 01 Short chute** for easy feeding
- 02 Powerful motor**
- 03 Large wheels** and **wide chassis** for stability and easy transport
- 04 Electromechanical safety interlock** with large rotary knobs for even greater safety
- 05 Multi-Cut 150 in Z arrangement:** Noise-reducing blade disc with sandwich construction and reversible cutting blades

**Short, soundproofed feed chute** with cloverleaf opening.

Due to the patented **sandwich-type blade unit**, the shredding material is drawn in quietly and is optimally shredded with low kickback.



Model	Power	Max. branch thickness Ø	Price excl. VAT (£)	Price incl. VAT (£)
GE 150	2,000 W	up to 35 mm	345.83	415.00

Manufacturer's recommended retail price  
**MORE INFORMATION ON THE PRODUCT RANGE  
CAN BE FOUND FROM PAGE 96.**

\* Subject to terms and conditions. See page 106 or contact your local VIKING Approved Dealer for further information.



## THROUGH THICK AND THIN. THE MULTI-PURPOSE ELECTRIC SHREDDER.

This shredder processes large volumes of thick branches and bushy twigs as well as soft material such as flower cuttings and leaves with ease.



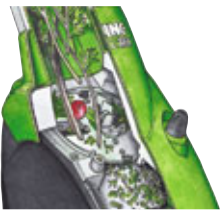
### GE 250



- 01** Large **soundproofed feed chute** for quiet operation
- 02** **Electromechanical safety interlock** with large rotary knobs for additional safety
- 03** **Large wheels** and **wide chassis** for stability and easy transport
- 04** **Powerful motor:** for processing large quantities of material
- 05** **Multi-Cut 250:** Noise-reducing blade discs with sandwich construction and reversible cutting blades, shredding blades and pre-shredder. Self-feeding with low kickback

Patented cutting technology: The **Multi-Cut 250** cutting system processes large amounts of plant trimmings and branch material up to a thickness of approx 30 mm.

The **Set 150** enables the GE 250 garden shredder to be converted into a powerful chipper by replacing the feed chute and cutting system.



Model	Power	Max. branch thickness Ø	Price excl. VAT (£)	Price incl. VAT (£)
GE 250	2,000 W	up to 30 mm	391.67	470.00

Manufacturer's recommended retail price  
**MORE INFORMATION ON THE PRODUCT RANGE  
CAN BE FOUND FROM PAGE 96.**



2 year warranty\*

Garden shredders

**MULTI-FUNCTIONAL MACHINES FOR HARD AND SOFT MATERIALS. ELECTRIC COMBINATION SHREDDERS.**

The powerful GE 355 combination shredder is easy to fill thanks to the large feed chute. Whether you have thick branches or large quantities of soft shredding material, the patented BRS (blade rotation reverse system) reversal mechanism and the powerful Multi-Cut 355 cutting system make short work of both.

GE 355



- 01 Long, inclined feed chute** with **extra-large upper chute opening** for easy feeding, optimised **splash guard**
- 02 Integrated transport handle**
- 03 Powerful AC motor**
- 04 Sturdy chassis construction** and **large wheels**
- 05 High throughput** and fast processing of large quantities of bulky material
- 06 Aluminium chamber:** safe and sturdy. For greater protection when processing thick/hard branch material

**Anti-clockwise:** Tearing blades tear plant trimmings to shreds.

**Clockwise:** Sharp blades shred branch material into wood chippings.



Model	Power	Max. branch thickness Ø	Price excl. VAT (£)	Price incl. VAT (£)
GE 355	2,000 W	up to 35 mm	537.50	645.00

Manufacturer's recommended retail price  
**MORE INFORMATION ON THE PRODUCT RANGE CAN BE FOUND FROM PAGE 96.**

\* Subject to terms and conditions. See page 106 or contact your local VIKING Approved Dealer for further information.



2 year warranty\*

## DESIGNED FOR WOODY MATERIAL: THE HIGH-TORQUE PETROL SHREDDER FOR MOBILE USE.

The GB 370 S garden shredder features a powerful petrol engine on a wide chassis for processing thick branches. The Multi-Cut 370 blade unit effortlessly processes branch material up to 45 mm. Ideal for use on large plots of land and in gardens without a power supply.



### GB 370 S

- 01** Extremely powerful **easy start 4-stroke OHV engine** with overhead valve design for quiet running and high power efficiency
- 02** **Wide chassis with large wheels** for easy transport and a high degree of stability
- 03** **GB 370 S cutting system:** The Multi-Cut 370 blade unit is particularly powerful, with two reversible blades and a central guide cone. The blade disc ensures optimum self-feeding of branch material up to approx. 45 mm diameter
- 04** **Inclined feed chute** for easy feeding with good self-feeding mechanism

**Set 300 – conversion set for shredding:** Straight feed chute incl. Multi-Cut 350 to fit GB 370 S.

Model	Engine type	Max. branch thickness Ø	Price excl. VAT (€)	Price incl. VAT (€)
GB 370 S	B&S 850 Series PRO OHV RS	up to 45 mm	825.00	990.00

Manufacturer's recommended retail price

B&S = Briggs & Stratton, RS = ReadyStart, OHV = overhead valves

**MORE INFORMATION ON THE PRODUCT RANGE CAN BE FOUND FROM PAGE 96.**

\* Subject to terms and conditions. See page 106 or contact your local VIKING Approved Dealer for further information.





2 year warranty\*



Garden shredders

## READY FOR ANYTHING: THE POWERFUL PETROL MULTI-SHREDDER WITH TWIN CHAMBERS

The GB 460 petrol multi-shredder can process virtually anything: soft material as well as branches up to a thickness of 75 mm. Two separate openings ensure easy feeding and a powerful petrol engine provides the necessary power and an even higher performance.

### GB 460



- 01 **Extra-large upper chute** with integrated **spray protection**
- 02 Patented **“One click/One turn” safety switch**
- 03 **Large pneumatic tyres** for easy transport
- 04 Specially designed **ejection chute with spray protection** for increased safety and precise ejection of material
- 05 **Powerful, high-performance engines** with OHV technology

**Twin-chamber system** for separate shredding of soft and hard material.

The straight chute with extra large feed opening enables processing of soft material.  
The fold-out branch guide enables the shredding of branches.

Model	Engine type	Max. branch thickness Ø	Price excl. VAT (£)	Price incl. VAT (£)
GB 460	B&S 850 Series PRO OHV RS	up to 60 mm	1433.34	1720.00

Manufacturer's recommended retail price  
B&S = Briggs & Stratton, RS = ReadyStart, OHV = overhead valves

**MORE INFORMATION ON THE PRODUCT RANGE CAN BE FOUND FROM PAGE 96.**

\* Subject to terms and conditions. See page 106 or contact your local VIKING Approved Dealer for further information.

## ALL GARDEN SHREDDERS AT A GLANCE.

You can compare all the performance data for the VIKING garden shredders here and find out which accessories are available for the various shredders. If you have any further questions, your Approved VIKING dealer will be able to help you.





Model	GE 105	GE 150	GE 250	GE 355
Rated voltage	230 V~	230 V~	230 V~	230 V~
Power (W)	2,200	2,000	2,000	2,000
Speed (rpm)	2,800	2,800	2,800	2,750
Max. branch thickness Ø (mm)	up to 35	up to 35	up to 30	up to 35
Machine height (cm)	97	114	143	141
Weight (kg)	19	26	28	30
Tool	Multi-Cut 103	Multi-Cut 150	Multi-Cut 250	Multi-Cut 355
Housing	Polymer	Polymer	Polymer	Polymer
Item number	6007 011 1182	6008 011 1107	6008 011 1012	6011 011 1007
Price excl. VAT (£)	<b>250.00</b>	<b>345.83</b>	<b>391.67</b>	<b>537.50</b>
Price incl. VAT (£)	<b>300.00</b>	<b>415.00</b>	<b>470.00</b>	<b>645.00</b>



Model	GB 370 S	GB 460
Engine type	B&S 850 Series PRO OHV RS	B&S 850 Series PRO OHV RS
Nominal output at working speed	<b>3.3 kW/4.5 HP</b> 3,000 rpm	<b>3.3 kW/4.5 HP</b> 3,000 rpm
Max. branch thickness Ø (mm)	up to 45	up to 60
Machine height (cm)	140	137
Weight (kg)	45	60
Tool	Multi-Cut 370	Multi-Cut 450
Housing	Polymer/metal	Polymer/metal
Item number	6001 200 0007	6012 200 0008
Price excl. VAT (£)	<b>825.00</b>	<b>1433.34</b>
Price incl. VAT (£)	<b>990.00</b>	<b>1720.00</b>



Shredder box  
AHB 050

Manufacturer's recommended retail price

B&S = Briggs & Stratton, RS = ReadyStart, OHV = overhead valves

An overview of emissions for all VIKING machines can be found on page 106.

## ACCESSORIES

	Designation	Item number						Price excl. VAT (£)	Price incl. VAT (£)
			GE 105	GE 150	GE 250	GE 355	GB 370 S		
Inclined feed chute incl. Multi-Cut 150	Set 150	6903 007 1012	-	-	☐	-	-	88.33	106.00
Straight feed chute incl. Multi-Cut 350	Set 300	6903 007 1006	-	-	-	-	☐	156.67	188.00
Shredder box 50 l, self-supporting	AHB 050	6903 760 2545	☐	☐	☐	☐	☐	22.50	27.00

Manufacturer's recommended retail price



TILLERS

## POWERING AHEAD.

Ergonomic handling with less effort

Simple to operate

Powerful and low vibration



Tillers



2 year warranty\*

## IDEAL FOR WORKING IN CONFINED AREAS.

The HB 445 and HB 445 R with reverse gear are extremely easy to manoeuvre in confined areas. The ergonomic handlebar can be adjusted to suit virtually any body height while the throttle can be conveniently controlled using the thumb. The chassis can be easily manoeuvred into position by hand or by foot and the easily accessible brake spur is adjustable to three heights. Practical accessories and a variable working width between 25 and 60 cm make it a flexible tiller for use over a wide variety of conditions.



### HB 445 R



- 01 **Control lever for forward and reverse gear**
- 02 **Simple thumb actuated throttle**
- 03 **Central handlebar height and side adjustment** using quick-clamping lever
- 04 **Helical blades** for easy, efficient ground burrowing, hoe set dividable and expandable

#### Space-saving storage:

The handlebar on all VIKING tillers simply folds backwards for safe storage and transport.



Model	Engine type	Working width	Drive	Price excl. VAT (£)	Price incl. VAT (£)
HB 445	B&S 450 Series E OHV	45 cm	1 forward	570.83	685.00
HB 445 R	B&S 450 Series E OHV	45 cm	1 forward, 1 reverse	608.33	730.00

Manufacturer's recommended retail price  
B&S = Briggs & Stratton, OHV = overhead valves

FURTHER INFORMATION ON THE PRODUCT RANGE AS WELL AS COMPREHENSIVE EQUIPMENT AND ACCESSORIES OPTIONS CAN BE FOUND ON PAGE 103.



2 year warranty\*



Tillers

## POWERFUL TILLER FOR LARGER AREAS.

Thanks to a width of 85 cm, the HB 585 can be used for tilling large areas at impressive speed. Special blades break up hard and compacted soil quickly and efficiently. The working width can be reduced to 60 cm and a range of practical accessories makes this tiller extremely versatile.



HB 585

- 01 Powerful, smooth-running **OHV engine** (overhead valves) with easy start
- 02 Specially-shaped, strong **blades** with patented drive
- 03 **Robust**, rigid cover plate with impact protectors made from high-strength polymer
- 04 **Stable chassis** at rear, optimal transport position
- 05 Control lever for **forward and reverse gear**

**Central height and side-adjustable handlebar** – convenient and simple to lock with one hand using quick-clamping levers, the settings are suitable for most ground conditions and almost every body height.



As awarded by The Chicago Athenaeum: Museum Of Architecture and Design.

**Efficient tilling performance** thanks to high engine power and specially developed blades.



Model	Engine type	Working width	Drive	Price excl. VAT (£)	Price incl. VAT (£)
HB 585	Kohler XT675 Series OHV SC	85 cm	1 forward, 1 reverse	691.67	830.00

Manufacturer's recommended retail price  
OHV = overhead valves, SC = SmartChoke

**FURTHER INFORMATION ON THE PRODUCT RANGE AS WELL AS COMPREHENSIVE EQUIPMENT AND ACCESSORIES OPTIONS CAN BE FOUND ON PAGE 103.**

\* Subject to terms and conditions. See page 106 or contact your local VIKING Approved Dealer for further information.



Model	HB 445	HB 445 R	HB 585
Engine type	B&S 450 Series E OHV	B&S 450 Series E OHV	Kohler XT675 Series OHV SC
Nominal output at working speed	1.8 kW/2.5 HP 3,100 rpm	1.8 kW/2.5 HP 3,100 rpm	2.3 kW/3.2 HP 3,000 rpm
Working width (cm)	45	45	85
Hoe set Ø (cm)	30	30	32
Number of hoes	(1+1) x 2	(1+1) x 2	(2+1) x 2
Drive	1 F	1 F + 1 R	1 F + 1 R
Machine weight (kg)	36	37	44
Item number	6241 011 3902	6241 011 3912	6241 011 3924
Price excl. VAT (£)	570.83	608.33	691.67
Price incl. VAT (£)	685.00	730.00	830.00

**Key** F = forward gear, R = reverse gear, B&S = Briggs & Stratton, OHV = overhead valves, SC = SmartChoke

An overview of emissions for all VIKING machines can be found on page 106.



Ridger  
AHK 701/AHK 702



Hoe extension and impact  
protectors  
AHV 600



Cast-iron wheels  
AMR 031



Additional weight 2 x 9 kg  
AZG 030

## ACCESSORIES

	Designation	Item number				Price excl. VAT (£)	Price incl. VAT (£)
			HB 445	HB 445 R	HB 585		
Ridger (adjustable)	AHK 701	6906 710 1130	-	-	<input type="checkbox"/>	60.83	73.00
Ridger (fixed)	AHK 702	6906 710 1135	-	-	<input type="checkbox"/>	55.00	66.00
Hoe extension and impact protectors	AHV 600	6906 710 0310	<input type="checkbox"/>	<input type="checkbox"/>	-	45.00	54.00
Cast-iron wheels	AMR 031	6906 710 0916	-	-	<input type="checkbox"/>	73.33	88.00
Additional weight 2 x 9 kg	AZG 030	6906 820 0110	-	-	<input type="checkbox"/>	82.50	99.00

Manufacturer's recommended retail price

## THE FULL CHARGE.

The STIHL and VIKING Cordless battery systems are innovative, environmentally friendly and clean. They operate quietly, without exhaust emissions and without cables for full freedom of movement. The electric motors developed by STIHL are energy-efficient and the 36-volt Lithium-Ion battery power is converted into impressive performance. Cordless VIKING lawn mowers include the MA 235 as part of the COMPACT cordless system and the MA 339 C and MA 443 as part of the PRO cordless system. The Lithium-Ion batteries used in the COMPACT and PRO cordless systems are also compatible with a range of STIHL outdoor power tools, including grass trimmers, chainsaws and hedge trimmers. The Batteries and chargers can be found in the accessories section on page 59.

**Information on STIHL products is available on the website.**



Lithium-Ion  
COMPACT



Lithium-Ion  
PRO



Overview of emissions

	Guaranteed sound power level $L_{WA}$ (dB(A))	Measured sound pressure level $L_{pA}$ (dB(A))	Sound pressure level uncertainty factor $K_{WA}$ (dB(A))	Vibration value ahw (m/s <sup>2</sup> )	Uncertainty factor K (m/s <sup>2</sup> )		Guaranteed sound power level $L_{WA}$ (dB(A))	Measured sound pressure level $L_{pA}$ (dB(A))	Sound pressure level uncertainty factor $K_{WA}$ (dB(A))	Vibration value ahw (m/s <sup>2</sup> )	Uncertainty factor K (m/s <sup>2</sup> )
MI 422**	60	49	2	-	-	MB 4 RT	94	82	1	3.33	1.67
MI 422 P**	60	49	2	-	-	MB 4 RTP	93	80	1	2.40	1.20
MI 632**	62	48	3	-	-	MR 4082	100	86	2	0.60/3.00	0.30/1.50
MI 632 P**	62	48	3	-	-	MT 4097 SX	100	86	1	0.50/2.40	0.25/1.20
MI 632 PC**	62	48	3	-	-	MT 4112 S	100	86	1	0.60/2.90	0.30/1.45
ME 235	93	80	2	1.40	0.70	MT 5097 C	100	86	2	0.98/2.60	0.49/1.30
MA 235	89	76	2	1.80	0.90	MT 5097 Z	100	86	2	0.98/2.20	0.49/1.10
MB 248	96	83	2	4.00	2.00	MT 6112 C	100	86	2	0.50/4.40	0.25/2.20
MB 248 T	96	85	1	4.85	2.43	MT 6112 ZL	100	86	2	0.50/4.40	0.25/2.20
MB 253 T	98	85	2	5.00	2.50	MT 6127 ZL	105	89	2	0.50/4.40	0.25/2.20
MA 339 C	90	77	1	0.80	0.40	LB 540	94	81	2	4.12	2.06
ME 339	93	79	1	0.82	0.41	GE 105	104	93	3	-	-
MA 443	94	80	2	1.70	0.85	GE 150	99	89	2	-	-
ME 443	96	82	2	1.40	0.70	GE 250	103	92	3	-	-
MB 443 T	94	81	2	4.10	2.05	GE 355	100	94	3	-	-
MB 448 T	96	83	2	3.90	1.95	GB 370 S	102	90	4	-	-
MB 448 TC	96	83	2	3.50	1.75	GB 460	103	95	3	-	-
MB 448 VC	96	83	2	3.00	1.50	HB 445	93	80	2	5.50	2.20
MB 545 T	95	82	2	4.10	2.05	HB 445 R	93	80	2	5.00	2.50
MB 545 VM	95	82	2	4.10	2.05	HB 585	93	79	2	5.00	2.50
MB 545 VR	95	82	2	4.80	2.40						
MB 650 T	95	81	2	3.40	1.70						
MB 650 V	95	81	2	3.40	1.70						
MB 650 VR	96	84	2	6.01	2.40						
MB 655 V	98	84	2	3.40	1.70						
MB 655 VS	98	85	2	3.00	1.50						
MB 655 VR	98	84	2	3.80	1.90						
MB 756 GS	98	86	2	2.40	1.20						
MB 756 YC	98	86	2	2.40	1.20						
MB 2 RT	94	81	2	5.90	2.36						

\*\*\* Does not come under the Noise Emissions Guideline 2000/14/EC

\*  $K_{WA}$  1 dB(A)

\*\*  $K_{WA}$  2 dB(A)

\*\*\* For ride-on mowers, these values refer to the seat/steering wheel.

Uncertainty factor  $K_{WA}/K_{pA}/K$  as per RL 2006/42/EC

**QUICKFIX QUICK-CLAMPING DEVICES**

Allow the lawn mower handlebar to be folded down easily in a matter of seconds without the use of tools.




**ADJUSTABLE MONO-COMFORT HANDLEBAR**

Handlebar can be adjusted to users height for an ergonomic working posture. The mower's handlebar can be folded forwards for space-saving storage. And the mono-comfort handlebar makes removal of the grass catcher box even easier.



**PATENTED GRASS CATCHER BOX**

Easy to open, empty and clean. The patented air feed ensures that grass and dust cannot escape upwards. Highly practical: the level indicator shows whether the grass catcher box is full during mowing operation.



**BLADE BRAKE CLUTCH**

The blade brake clutch (BBC) with integrated crankshaft protection developed by VIKING disengages and brakes the blade simply and safely. The BBC makes it possible to engage and disengage the blade as required, for instance when moving the lawn mower to the mowing location or when emptying the grass catcher box without stopping the engine.



**VIKING Warranty Periods**

**Domestic use:**

2, 3, 4, 5, 6 and R Series Lawn mowers - 5 years\*

R4, T4, T5 and T6 Series Ride-ons - 5 years\*

Lawn scarifier - 5 years\*

Tillers and Shredders - 2 years

\*Subject to product registration and annual servicing (otherwise 2 years).

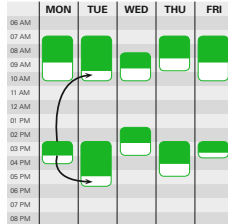
**Professional use:**

MB 4 RTP - 1 year

7 Series Lawn mowers - 1 year

### DYNAMIC MOWING PLAN

Our iMow robotic mowers automatically decide when they need to mow based on active times set during initial set up. If the iMow's mowing plan is interrupted (due to rain for instance), it catches up on lost time later on.




### ADJUSTABLE DRIVER'S SEATS

A perfect seat for almost all body heights. The driver's seats from the R4, T5 and T6 Series feature spring suspension and can easily be adapted without tools. Easy adjustment from the driver's seat is also possible.



### iMow ROBOTIC MOWER APP

On the iMow C model, you can conveniently configure a host of settings on the display or using the iMow robotic mower app. Operation is intuitive and convenient via a smartphone or tablet.




### CLOVERLEAF OPENING

The cloverleaf opening developed by VIKING makes it significantly easier to feed in branch material with twigs and side shoots with selected garden shredders – for effective and comfortable operation.



### PATENTED FORWARD/REVERSE DRIVE SWITCHING

Perfect for working quickly. The simple reverse mechanism allows selection of the driving direction of the ride-on mower via the driving direction lever.




### PATENTED CUTTING TECHNOLOGY

Shredders featuring a sandwich-type blade unit draw in shredding material quietly and shred it optimally. The patented Multi-Cut cutting system chips branch material and thoroughly shreds soft greenery. The twin-chamber system has separate feed openings for soft and hard material.




### GRASS CATCHER BOX WITH BOW HANDLE

Allows the grass catcher box of the ride-on mower to be emptied easily and effortlessly from the driver's seat. The grass catcher box design ensures optimum filling. No clippings are left behind after emptying.



### ANTI-VIBRATION ELEMENTS

Isolate the engine or handlebar from the housing on lawn mowers and tillers. Vibration at the handlebar is reduced meaning that muscles and joints are spared – for effortless working that minimises fatigue.



**ANDREAS STIHL LIMITED**

STIHL House  
Stanhope Road  
Camberley Surrey GU15 3YT  
GREAT BRITAIN



Lawn care starts at your local VIKING dealer. It's there where you can find a diverse range of VIKING gardening power tools, from lawn mowers and garden shredders through to tillers. Our Approved Dealers also offer qualified advice and competent service.

Whether you need advice, machine instruction or service, your Approved VIKING dealer is there to help. Together with you, they will find the right machine to suit your needs, demonstrate it and provide valuable tips on all aspects of lawn and garden care.

VIKING gardening power tools are extremely robust and are designed for demanding jobs. Our approved dealer network pride themselves on aftersales care and service, so if you require any spares for your machine or you simply need help or advice, they will be there to help.

VIKING supplies spare parts for machines for many years after the sale of a machine. This is part of the VIKING company philosophy.



**VIKING approved dealer**



**VIKING – A member of the STIHL Group.**

VIKING reserves the right to make changes to technical specifications, equipment and prices. The information and illustrations in this catalogue are therefore subject to alteration. This catalogue supersedes all other catalogues published to date.

Item no. 0483 004 8023

© 2017 VIKING GmbH, A-6336 Langkampfen